

Setting Permit State for a Lost or Stolen Permit

This process will explain how to set the state of a permit to lost. It will also illustrate the process of switching the user to a new permit prior to setting the the permit state to lost and still be able to track it in the system. It would also be possible to reinstate the permit if it were ever returned or physically recreated.

If you are doing this process during a busy sales period you may want to be ultra safe by hiding the permit so it doesn't get bought during the brief moment it will be released from the owner during the switch process.

Setting the permit to Lost or stolen will essentially take the permit out of circulation and render it unavailable to both end user as well as Admin when performing any of the following:

- Permit Purchase or assigning from the Admin Portal
- Permit Purchase from the User Portal
- Permit Switching from the Admin Portal

Since setting the state to lost or stolen renders the permit unavailable in this manner, you must perform the permit switch to replace the lost or stolen permit for the user before setting the state to Lost or Stolen.

Step-by-Step Instructions:

Let's look at the fastest way to handle the **permit switch**.

1. Search for the permit number in quick search. In this case we are looking for **PW21**.

PW21 Enter 3+ characters for a site search

PERMITS

PW21 : \$0.00 Public Works

Found 1 matching records.

Parking Permit Status

Available parking.

CSQ-MT 0 Temp,

STR 0 Temp,

2. The search results will appear as follows. **Click the Switch** button to proceed.

Total Permits: 1 Requested: 0 Rented/Reserved: 1 Visible To User: 0 Visible To Admins: 0 Unavailable: 0

Email Listed Mailing List Status Report

100 entries per page Search:

#	Lot	Cost	Availability	Renewability	User Type	Usage State	State	Payment Type	Invoices
<input type="button" value="↶"/> PW21	-PUB [O] Public Works	\$0.00	✓ Available	✓ Renewable	Veritas	Rented <input type="button" value="Release"/> <input type="button" value="Switch"/>	Good		

Showing 1 to 1 of 1 entry

3. The switch permit interface will open up. You current permit (**PW21**) will appear on the left. The right hand side of the screen will present a dropdown list where you can see your current permit in the list.

Permit Switch

Current Permit

Lot Name: Public Works - 4 reservations

Permit: PW21 - Paul Bennett [pbennett]

New Permit

Lot Name: Public Works - 4 reservations / 30 permits

Permit: Please select an option

- PW10
- PW11 - Patricia Birch [pbirch]
- PW12 - Patricia Birch [pbirch]
- PW13 - Patricia Birch [pbirch]
- PW14
- PW15
- PW16
- PW17
- PW18
- PW19
- PW20
- PW21 - Paul Bennett [pbennett]**
- PW22
- PW23
- PW24
- PW25
- PW26
- PW27

Paul Bennett [pbennett]

Lot : Permit Public Works : PW21

Permit Value \$0.00 (includes taxes)

Price of the permit at the time of purchase.

↕

Lot : Permit Permit Not Selected : (includes taxes)

Permit Value (includes taxes)

Current price of the permit as defined by the lot.

Calculate: ☐ Full Price ☒ Prorated Price

4. Simply select the permit you wish to switch the user to. In our case permit **PW19** is our new choice.

Permit Switch

Current Permit

Lot Name

Public Works - 4 reservations

Permit

PW21 - Paul Bennett [pbennett]

Paul Bennett

pbennett

Lot : Permit

Public Works : PW21

Permit Value

\$0.00

(includes taxes)

Price of the permit at the time of purchase.

↕

Lot : Permit

Permit Not Selected :

Permit Value

(includes taxes)

Current price of the permit as defined by the lot.

Calculate:

☐ Full Price

☒ Prorated Price

OperationsCommander Copyright © 2025 Tomahawk Technologies Inc.

New Permit

Lot Name

Public Works - 4 reservations / 30 permits

Permit

Please select an option

Please select an option

PW10

PW11 - Patricia Birch [pbirch]

PW12 - Patricia Birch [pbirch]

PW13 - Patricia Birch [pbirch]

PW14

PW15

PW16

PW17

PW18

PW19

PW20

PW21 - Paul Bennett [pbennett]

PW22

PW23

PW24

PW25

PW26

PW27

PW28

5. It should look like this in the permit switch interface when **PW19** is selected.

Permit Switch

Current Permit

Lot Name

Public Works - 4 reservations

Permit

PW21 - Paul Bennett [pbennett]

Paul Bennett

pbennett

Lot : Permit

Public Works : PW21

Permit Value

\$0.00

(includes taxes)

Price of the permit at the time of purchase.

↕

Lot : Permit

Public Works : PW19

Permit Value

\$0.00

(includes taxes)

Current price of the permit as defined by the lot.


Refund Value

\$0.00

(prorated)

\$0.00

6. **Click the Switch Permits** button to proceed. As long as you are switching permits in the same lot there should be no cost associated with the switch.



Lot : Permit Public Works : PW19
Permit Value \$0.00 (includes taxes)
Current price of the permit as defined by the lot.

Refund Value	\$0.00
New Permit Value	\$0.00

Switch Total	\$0.00
---------------------	--------

New Permit will be selected.

Calculate: ☒ Full Price ☐ Prorated Price

Reason for Action
 Stolen Permit Switched from PW21 to PW19

Switch Permits

7. Once the process is complete you will receive a popup notice.

Permit Switch Complete



Paul Bennett


pbennett

Lot : Permit	Public Works : PW19
Permit Value	\$0.00 (includes taxes)

All records were successfully processed. No actions are needed for this user.

8. Now we can set the old permit to lost or stolen state.

9. First search for the permit again in the **Quick Search** bar.

★ \$ 🕒 ⚙️ 🏠 👤


PW21
 ×

Enter 3+ characters for a site search


PERMITS

PW21 : \$0.00
Public Works

Found 1 matching records. Search



Paul Bennett


pbennett

Lot : Permit	Public Works : PW19
Permit Value	\$0.00 (includes taxes)

All records were successfully processed. No actions are needed for this user.

Permit Switch Complete

10. In the search result this time we will click on the permit number to get to and edit permit details.

Search

Total Permits: 1 Requested: 0 Rented/Reserved: 0 Visible To User: 1 Visible To Admins: 0 Unavailable: 0

Email Listed Mailing List Status Report Copy CSV Excel Print

100 entries per page Search:

#	Lot	Cost	Availability	Renewability	User Type	Usage State	State	Payment Type	Invoices
PW21	[O] Public Works	\$0.00	Available	Renewable		Good			

Showing 1 to 1 of 1 entry

Update Permits Reset Page

11. Once in the permit details you will see where you can change the state of the permit.

Parking Permit Information - OperationsCommander - OPS-COM - Google Chrome

demo.preview-admin.parkadmin.com/admin/permit/standard/64/

Parking Permit Information

Permit Number: PW21

Lot Name: Public Works

Require Access Card: No

Allowed as 2nd Permit: Yes

Sub-Total: \$0.00

GST 5% \$0.00

PST 8% \$0.00

Total: \$0.00

Status: Visible to site users

Permit State: Good

Update Permit Close Window

Created 2023-10-25 11:46 am

OperationsCommander Copyright © 2025 Tomahawk Technologies Inc.

12. Select from the list of Permit States. In our case we are selecting Lost. Lost or Stolen will basically have the same effect of rendering the permit unavailable. You do not have to additionally select Unavailable.

Parking Permit Information - OperationsCommander - OPS-COM - Google Chrome

demo.preview-admin.parkadmin.com/admin/permit/standard/64/

Parking Permit Information

Permit Number: PW21

Lot Name: Public Works

Require Access Card: No

Allowed as 2nd Permit: Yes

Sub-Total: \$0.00

GST 5% \$0.00

PST 8% \$0.00

Total: \$0.00

Status: Visible to site users

Permit State: Good

Update Permit

Created

Good

Lost

Not Returned

Not Renewing

Reserved / Hold

Stolen

OperationsCommander Copyright © 2025 Tomahawk Technologies Inc.

13. Once selected you will get a confirmation.

Parking Permit Information - OperationsCommander - OPS-COM - Google Chrome

den o.preview-admin.parkadmin.com/admin/permit/standard/64/245

Permit Released: April 21, 2025

Admin updated permit successfully.

Parking Permit Inform

Permit Number: PW21

Lot Name: Public Works

Require Access Card: No

Allowed as 2nd Permit: Yes

Cost: \$0.00 + \$0.00 tx.

Current Status: Rented

Permit State: Lost

Current Renter: Paul Bennett

Payment Amount: \$0.00 (incl. tax)

Process Date: January 15, 2025

Payment Method: Cash

Rollover State: Renewable

OperationsCommander Copyright © 2025 Tomahawk Technologies Inc.

14. Once the state is set to Lost or Stolen it will not appear in the list of available permits both in the Admin portal as well as the User Portal.
15. As we see here: **PW21** no longer in the list.

Confirm Parking Permit Registration

Requested Lot: Public Works

Semester: Permanent One Time

Permit Total: \$0.00

Permit #: PW10

Permit Start Date: PW10

Sub-Total: PW14

GST 5%: PW15

PST 8%: PW16

Total: PW17

Please verify

PW18

PW20

PW22

PW23

PW24

PW25

PW26

PW27

16. In Allocate permits the permit is now showing as lost. You can also see in this image the permit **PW19** as being rented thereby confirming the user's permit has been switched.

<div>PW26</div>	-PUB	[O] Public Works	\$0.00	<div>✓ Available</div>	✓ Renewable		Good	
<div>PW25</div>	-PUB	[O] Public Works	\$0.00	<div>✓ Available</div>	✓ Renewable		Good	
<div>PW24</div>	-PUB	[O] Public Works	\$0.00	<div>✓ Available</div>	✓ Renewable		Good	
<div>PW23</div>	-PUB	[O] Public Works	\$0.00	<div>✓ Available</div>	✓ Renewable		Good	
<div>PW22</div>	-PUB	[O] Public Works	\$0.00	<div>✓ Available</div>	✓ Renewable		Good	
<div>↻ PW21</div>	-PUB	[O] Public Works	\$0.00	<div>✓ Available</div>	✓ Renewable		Lost	
<div>PW20</div>	-PUB	[O] Public Works	\$0.00	<div>✓ Available</div>	✓ Renewable		Good	
<div>↻ PW19</div>	-PUB	[O] Public Works	\$0.00	<div>✓ Available</div>	<div>✓ Renewable</div>	Veritas <div><div>Rented</div><div>Release</div><div>Switch</div></div>	Good	
<div>PW18</div>	-PUB	[O] Public Works	\$0.00	<div>✓ Available</div>	✓ Renewable		Good	
<div>PW17</div>	-PUB	[O] Public Works	\$0.00	<div>✓ Available</div>	✓ Renewable		Good	
<div>PW16</div>	-PUB	[O] Public Works	\$0.00	<div>✓ Available</div>	✓ Renewable		Good	
<div>↻ PW15</div>	-PUB	[O] Public Works	\$0.00	<div>✓ Available</div>	✓ Renewable		Good	
<div>↻ PW14</div>	-PUB	[O] Public Works	\$0.00	<div>✓ Available</div>	✓ Renewable		Good	
<div>↻ PW13</div>	-PUB	[O] Public Works	\$0.00	<div>✓ Available</div>	<div>✓ Renewable</div>	Staff - Full Time <div><div>Requested</div><div>Release</div><div>Switch</div></div>	Good	JS: Moneri

Revision #1

Created 22 April 2025 08:43:19 by Cedar Boulianne

Updated 25 June 2025 14:36:20 by Cedar Boulianne