

# Event Parking

OperationsCommander has added a new feature that allows lots to be locked with a password, restricting bookings to users who enter the correct password. This is useful for event parking, as only users with the password can book a spot. Combined with visibility settings, this enables setting up lots accessible only via a direct link and password.

Lot visibility settings now offer three options:

- Not Visible - the lot is neither visible nor available for booking.
- Visible - the lot is visible and can be booked.
- Hidden But Accessible - the lot is not visible but can be booked if accessed via a direct link, such as from a QR code.

This feature supports event parking by allowing restricted access to lots through a direct link, which can be shared via email or QR code. Combined with password protection, it enables lots to be booked only by users with both a link and a password.

- [Lot Passwords](#)
- [Lot Visibility Settings](#)

# Lot Passwords

## Introduction

The ability to lock lots with a password has been added. Setting a password on a lot prevents users from booking a permit in that lot unless they enter the password.

In support of event parking, this can be used to make a lot intended for an event that can only be booked from by users who have been given the password for the lot.

This can be used in combination with lot visibility settings to make a lot that can only be booked from by users given a direct link and password to the lot.

---

## Lot Edit Page

Passwords can be managed from the lot edit page.

Back

## Edit Lot:

Main Street Residents - \$30.00

General Zone & Location Standard Permits Temporary Permits Flex Permits LPR Settings Additional Settings

☐ This lot is archived ?

Visibility to User ☐ Not Visible ☒ Visible ☐ Hidden but Accessible

Lot Name

Lot Short Name

Lot Group ?

Lot Access ☐ Common Lot

☐ Bicycles

☐ Common Lot 1

☒ User Type

Company Staff  
Contractor  
Full Time Staff  
Full Time Student  
New User  
Part Time Staff  
Part Time Student  
Physician  
Public User  
Resident 1  
Resident 2

**Lot password settings**

Lot Password ?

☐ Use Lot Password

There are two settings related to lot passwords:

- **Password** - the password that must be entered to access permit booking for the lot.
- **Use Lot Password** - enables or disables the application of the password on the lot.

Even if a lot has a password set, the password input will not be enforced unless the lot has password use enabled.

Passwords cannot be enabled for a lot if there is no password set for it.

## View all Lots Page

Password usage will be indicated by a lock icon beside the lot on the lot admin page.

# Lot Administration

☐ Show Archived

Add Lot

Monthly Lot Name	Visibility	Price	Usage	Export
General Monthly Lot 1	User Types 7 	730.00 	0 of 175 	Export
Green Staff Lot East	User Types 1 	77.88 	0 of 15 	Export
The Bicycle Lot 1		5.00 	0 of 21 	Export
Semester Lot Name	Visibility	Price	Usage	Export
Company Staff LOT	User Types 16 	100.00 	9 of 9 	Export
Main Street Residents	User Types 1 	30.00 	0 of 20 	Export
Yearly Lot Name	Visibility	Price	Usage	Export
ADA Temp Lot	User Types 15 	0.00 	0 of 2012 	Export
Blue Staff Lot	User Types 2 	375.00 	1 of 444 	Export

Icon indicating the lot is password locked.

## Usage

- When a lot is password-locked, users trying to access it will be forced to a password input. They will need to enter the password in order to be able to get to the permit reservation page.
- Once the password had been input, the user will not need to enter the password again for that single lot until their session data is cleared.
- This will only apply to the single lot the password was entered for. Other lots with passwords will still prompt the user for the password.
- When a lot has a password on it, a lock icon will appear next to the lot name in places where it appears, including the real-time map.
- Admins are not restricted by lot passwords on the admin-side, and will not need to enter the password to book a permit for a user.

# Lot Visibility Settings

## Introduction

Lot visibility has been changed to have three options:

- **Not Visible** - lot is not visible and not available to book permits from
- **Visible** - lot is visible and can be booked from
- **Hidden But Accessible** - lot is not visible, but can still be booked from if the user accesses it through a direct link, such as from scanning a QR code

In support of event parking, this can be used to make a lot intended for an event that can only be booked from by users who have been given the direct link to the lot. A direct link may be provided by email or from scanning the lot QR code.

This can be used in combination with lot passwords to make a lot that can only be booked from by users given a direct link and password to the lot.

---

## Lot Edit Page

- Lot visibility can be changed from this page.
- The checkbox for visibility has been turned into three radio buttons for each available option.

Back

Edit Lot:

Main Street Residents - \$30.00

General

Zone & Location

Standard Permits

Temporary Permits

Flex Permits

LPR Settings

Additional Settings

☐ This lot is archived



Visibility to User

☐ Not Visible

☒ Visible

☐ Hidden but Accessible

Lot Name

Main Street Residents

Lot Short Name

MSR

Lot Group



MSR

Lot Access

☐ Common Lot

☐ Bicycles

☐ Common Lot 1

☐ Motorcycles

☒ User Type

Company Staff

Contractor

Full Time Staff

Full Time Student

New User

Part Time Staff

Part Time Student

Physician

Public User

Resident 1

Resident 2

Visibility settings

Lot Password



Password

☐ Use Lot Password

## View all Lots Page






















- Like the lot edit page, the visibility checkbox has been changed into three radio buttons.
- This allows the user to change the visibility status of multiple lots at once.

# Lot Administration




☐ Show Archived

Add Lot

Lot visibility settings

Monthly Lot Name	User Types	Visibility	Price	Usage	Export
General Monthly Lot 1	7	  	730.00	0 of 175	Export
Green Staff Lot East	1	  	77.88	0 of 15	Export
The Bicycle Lot 1		  	5.00	0 of 21	Export
Semester Lot Name	User Types	Visibility	Price	Usage	Export
Company Staff LOT	16	  	100.00	9 of 9	Export
Main Street Residents	1	  	30.00	0 of 20	Export
Yearly Lot Name	User Types	Visibility	Price	Usage	Export
ADA Temp Lot	15	  	0.00	0 of 2012	Export
Blue Staff Lot	2	  	375.00	1 of 444	Export

## Legend

-  - lot is hidden.
-  - lot is visible.
-  - lot is hidden but accessible.

## Usage

- Lots that are hidden but accessible will no longer appear for users on the permits page or the real-time map.
- When looking at the permit booking page on the admin-side for a user, hidden lots will still be hidden when using the 'user's default lots' view, as this list represents what the user would see when booking a permit on the user side.
- Select the 'all lots' option in the menu to view hidden lots, including hidden but accessible lots.