

Vehicle Plate Types

Managing Vehicle Plate Types

Click **Admin Options**, **Vehicles** followed by **Vehicle Plate Types**.

The screenshot shows a web application interface. At the top, there is a 'Quick Search' bar with a magnifying glass icon. Below the search bar is a navigation menu with the following options: Options, Users, Vehicles, Parking, Access Cards, Locations, Violations, Incidents, Alerts, Deposits, Dispatch, Distribution, Resolve Duplicates, History Search, Purge Old Data, Purge Incidents, and View System Task Logs. The 'Vehicles' option is selected, and a sub-menu is displayed. The sub-menu contains the following options: Manage Vehicle Plate Types (highlighted with a red circle), Manage Vehicle Colours, Manage Vehicle Makes, Manage Vehicle Types, and Merge. Below the sub-menu, a table is visible with the following data:

Government	govt
Motorcycle	mcycle
Passenger	passenger
Saturday	Sat
Sunday	Sun
Twoonie Day	2d

The **Manage Vehicle Plate Types** page displays with all of the available choices.

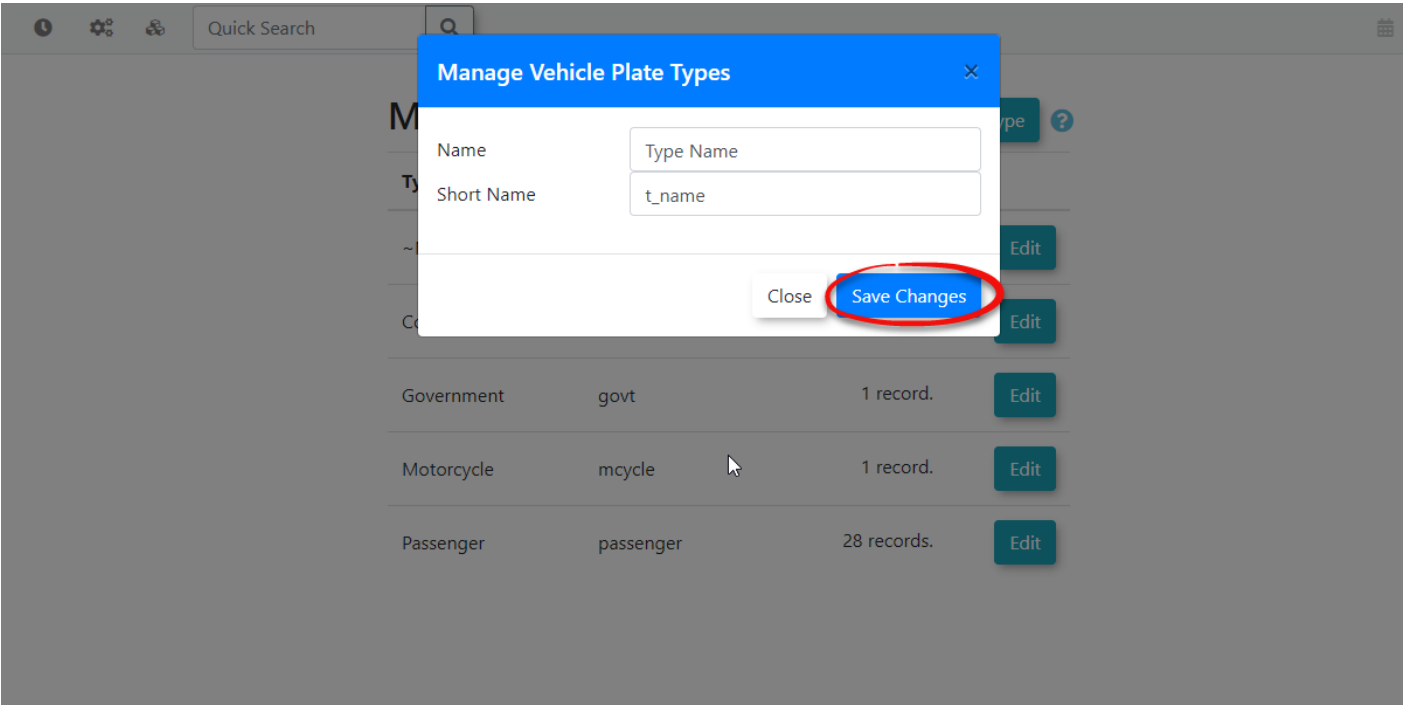
Manage Vehicle Plate Types

Add Plate Type ?

Type	Short Name		
~Not Specified		<div>Delete</div>	<div>Edit</div>
Commercial	Com	23 records.	<div>Edit</div>
Government	Gov	11 records.	<div>Edit</div>
Motorcycle	MC	1 record.	<div>Edit</div>
Passenger	Pass	70 records.	<div>Edit</div>

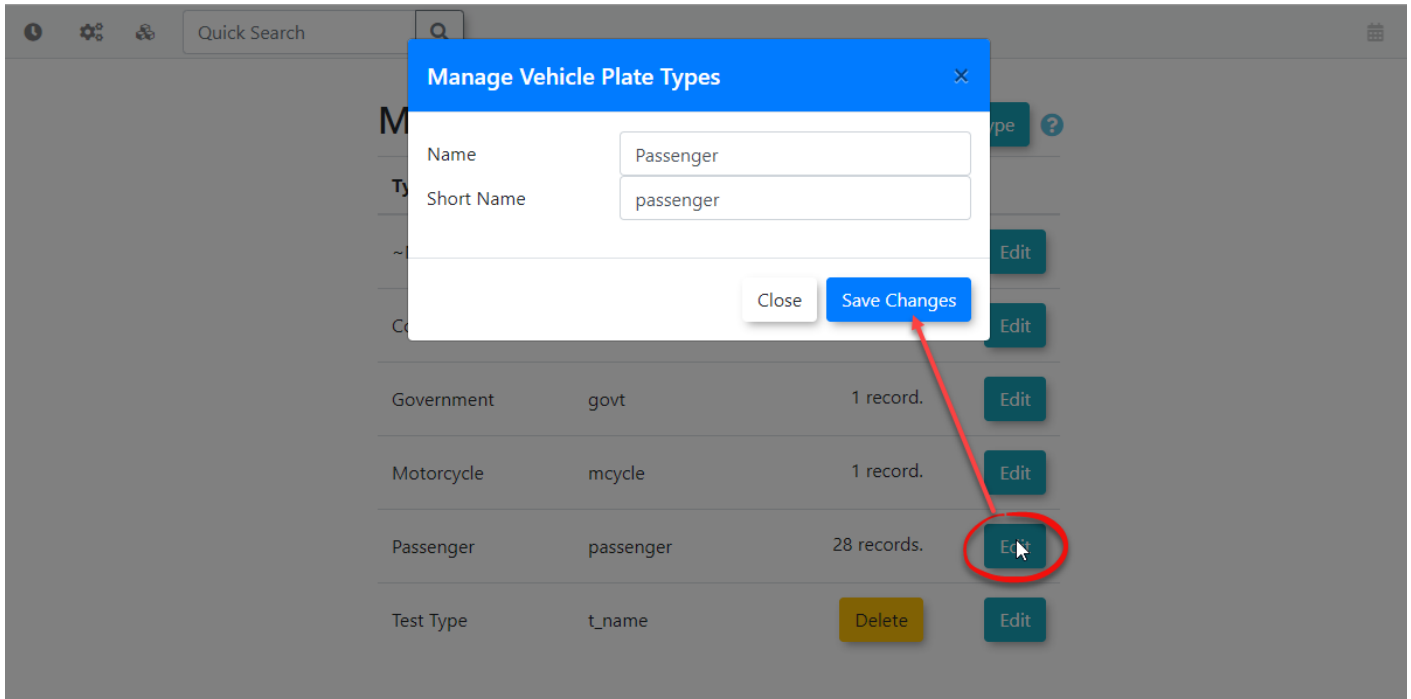
Adding Plate Types

To add a new plate type click **Add Plate Type** and complete the two required fields followed by **Save Changes**. The **Short Name** is used with handheld devices.



Editing Plate Types

To edit plate types click the **Edit** button next to the plate type you wish to make updates to. This will open a new modal window allowing you to change the existing name and short name for that plate type.

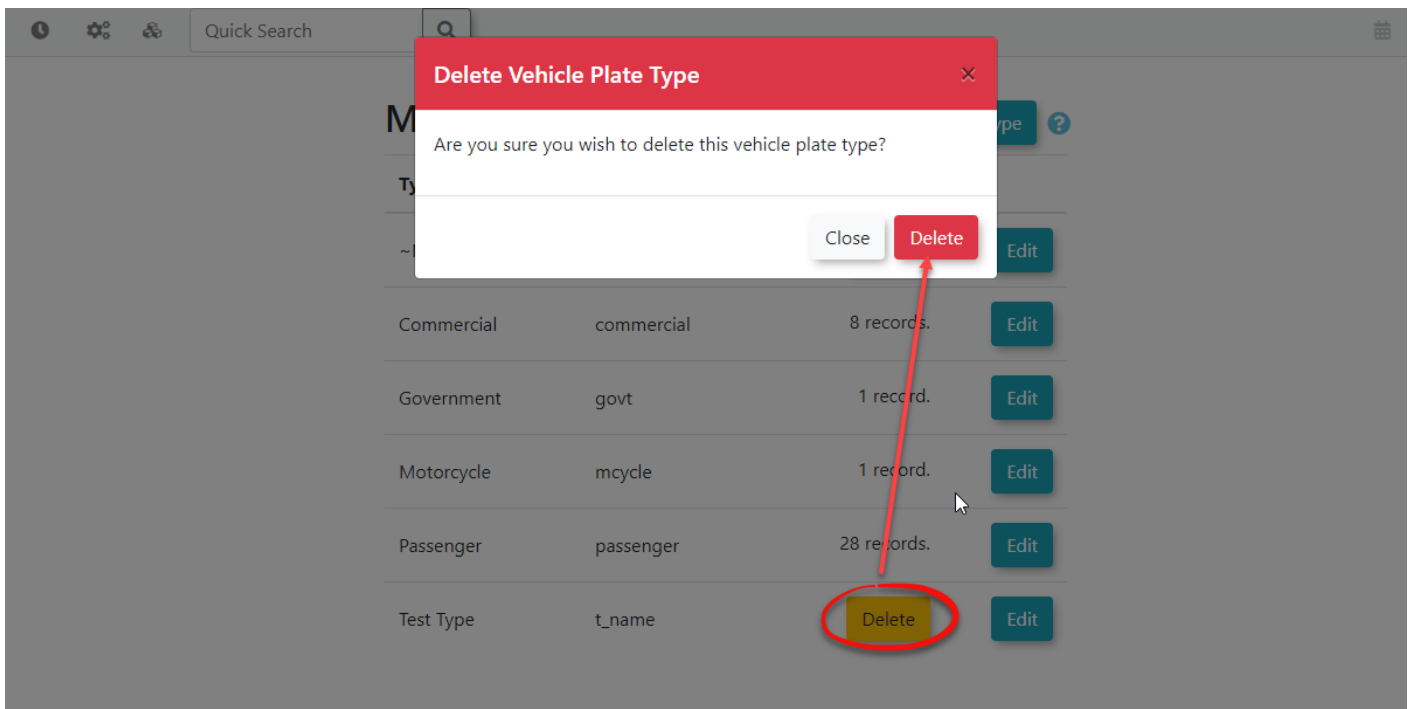


Deleting Plate Types

To delete plate types simply click the **Delete** button next to the plate type you wish to remove from the list. A modal window will appear asking you if you are sure you wish to delete this vehicle plate type.

Important

In order to delete a vehicle plate type it must not be used in the system. Admins will first need to make sure that no users are using this plate type before it can be removed. This is to prevent vehicles from having blank information by deleting these plate types while they're in use.



Revision #3

Created 21 May 2024 11:27:46

Updated 15 November 2024 11:52:47