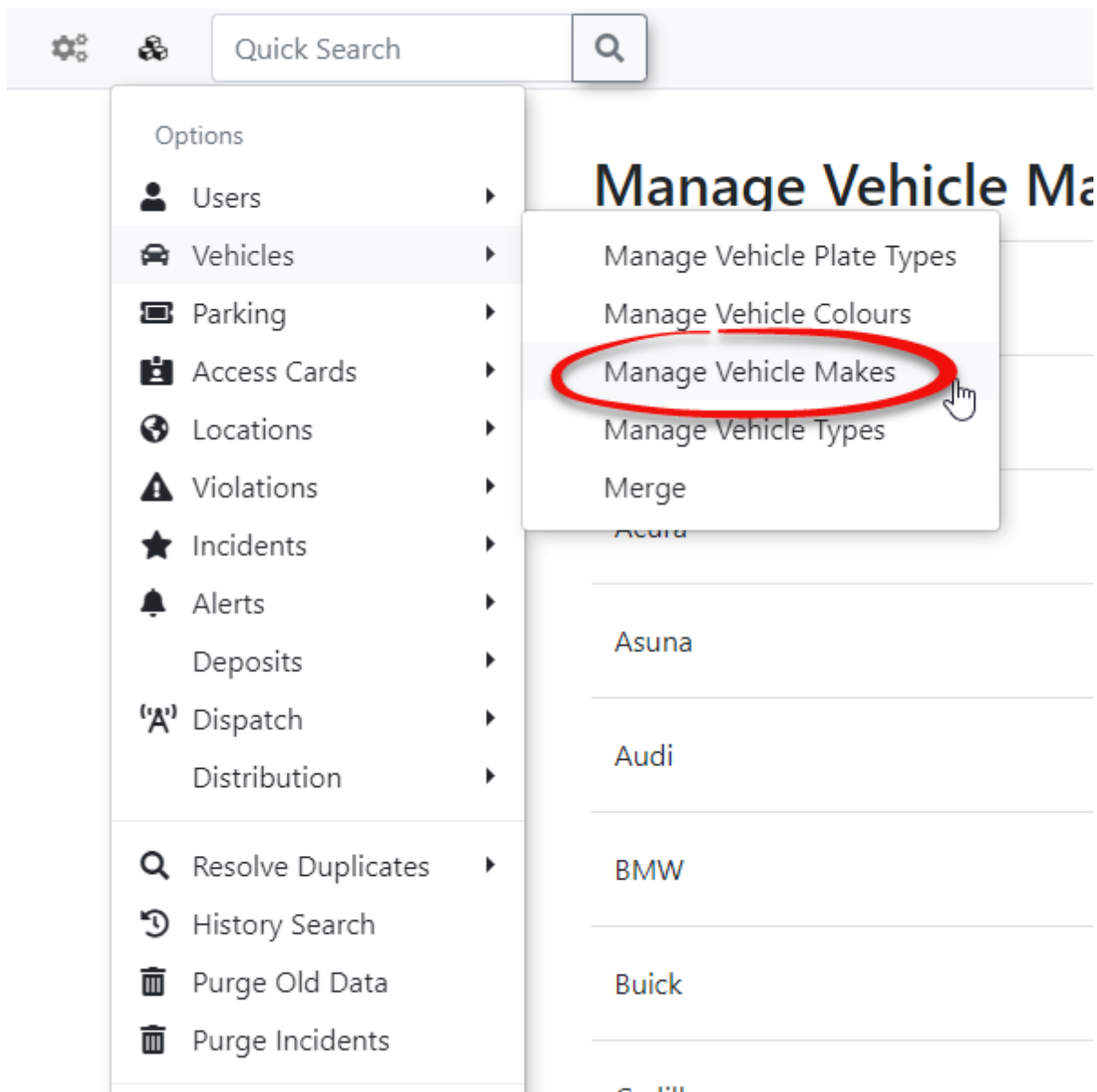


Vehicle Makes

Managing Vehicle Makes

Click **Admin Options**, **Vehicles** followed by **Manage Vehicle Makes**.



The **Manage Vehicle Makes** page displays with all of the available choices.

Manage Vehicle Makes

Add Make ?

* All Bicycles	Delete	Edit
-- Other --	7 records.	Edit
Acura	5 records.	Edit
Asuna	2 records.	Edit
Audi	1 record.	Edit
BMW	3 records.	Edit
Buick	2 records.	Edit
Cadillac	3 records.	Edit

Adding Vehicle Makes

To add a new make click **Add Make** and complete the two required fields followed by **Save Changes**.

Quick Search

Manage Vehicle Makes

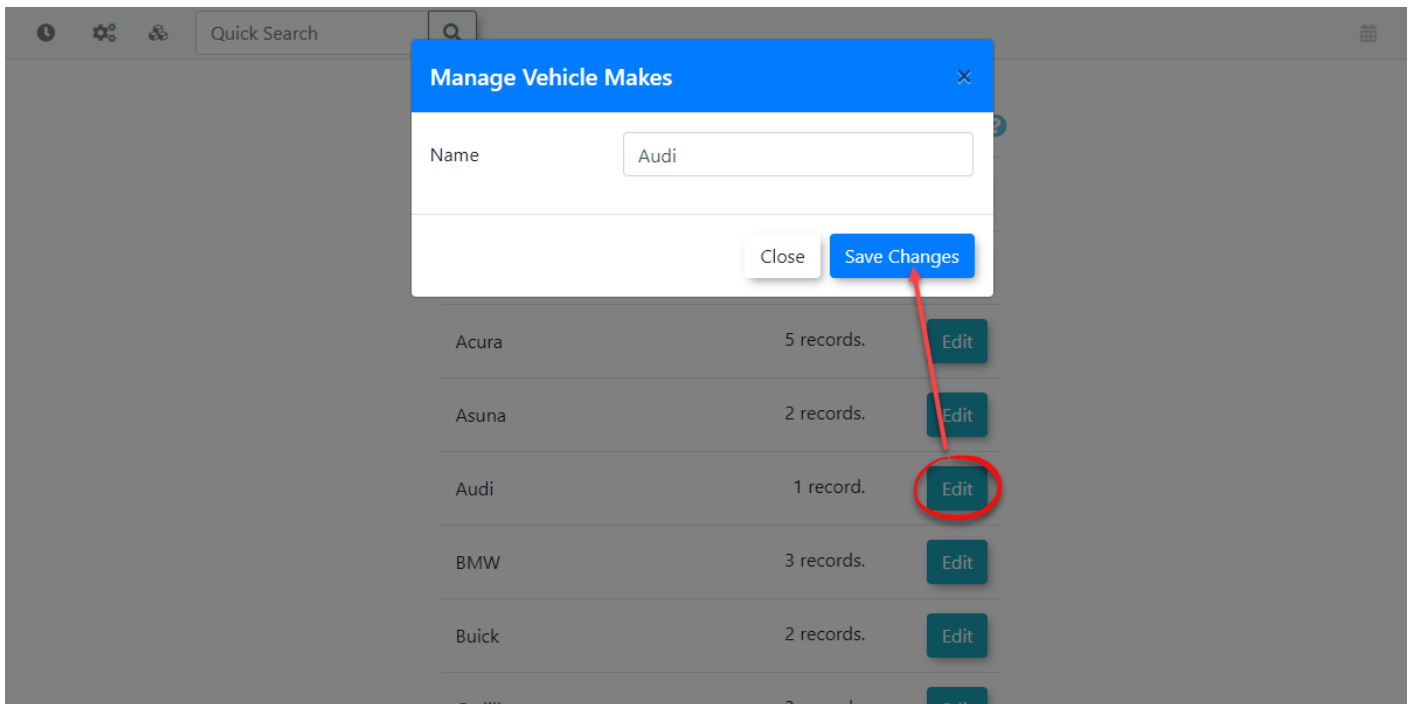
Name

Close Save Changes

Acura	5 records.	Edit
Asuna	2 records.	Edit
Audi	1 record.	Edit
BMW	3 records.	Edit
Buick	2 records.	Edit
Cadillac	3 records.	Edit

Editing Vehicle Makes

To edit vehicle makes click the **Edit** button next to the make you wish to make updates to. This will open a new modal window allowing you to change the existing name of that item.

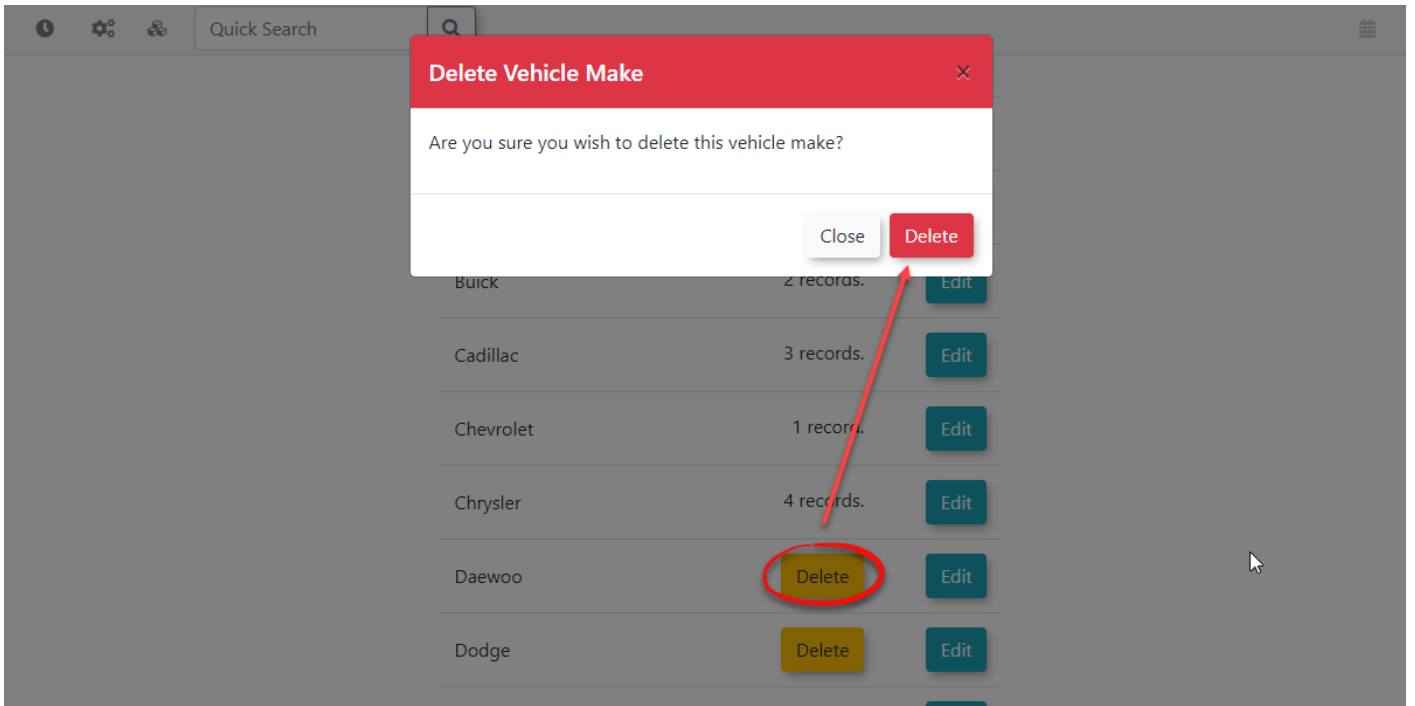


Deleting Vehicle Makes

To delete makes simply click the **Delete** button next to the make you wish to remove from the list. A modal window will appear asking you if you are sure you wish to delete this vehicle make.

Important

In order to delete a vehicle make it must not be used in the system. Admins will first need to make sure that no users are using this make before it can be removed. This is to prevent vehicles from having blank information by deleting these makes while they're in use.



Revision #2

Created 21 May 2024 11:31:38

Updated 11 June 2025 14:18:30