

Convenience Fees

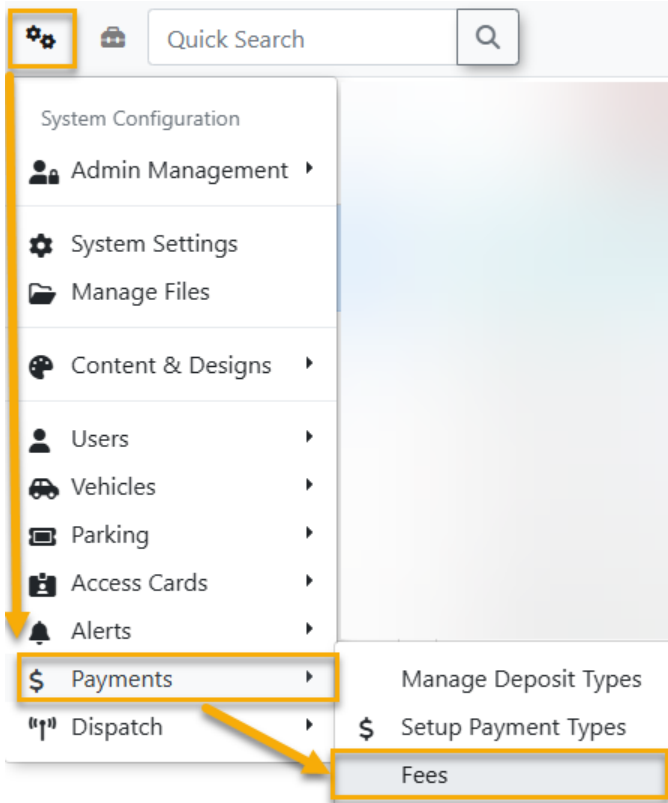
Difference between **Transaction fees** and **Convenience fees**:

Transaction fees are independent of OPS-COM, which are managed by your payment provider. Depending on how it's setup end users and OPS-COM itself may not know of any such Transaction fees since it's all managed on the payment providers end.

Convenience fees on the other hand are managed through OPS-COM. For example, our system can add a \$5 Convenience fee onto a payment. This is managed by OPS-COM and not the payment provider.

This page primarily related to Convenience fees, but may reference Transaction fees. It is possible a system may use both **Convenience fees** and **Transaction fees**,, but it is important to know the difference.

How to get to the Fees page:



To access the Convenience Fees page in OPS-COM select **System Configuration → Payments → Fees**.

Fees Page Explained:

Fees

[Back](#)

Enabled



The flat rate applied to each purchase

Amount

0.85

Text	Language	Translation
Fee Label	English (en)	<input type="text" value="Payment Fee"/>
	Français (fr_ca)	<input type="text"/>

The name of the fee that shows up on the cart.

Apply to purchases with at least one of the following items:

☒ Apply to all

☐ Access Cards

☐ Deposits

☐ Lockers

☐ Temp Permits

☐ Adjustments/Refunds

☐ Invoices

☐ Permits

☐ Violations

You can have the fee only show up if a specific type of item is being purchased.

Apply to purchases made with the following payment type:

☐ Apply to all

☐ Cash

☐ Other Refund

☐ Banner Payment

☐ HP: Authorize

☒ JS: Moneris Checkout

☐ HP: Touchnet

☐ HP: SchoolPay

☐ Payroll Deduction

☒ HP: EdgeExpress

☐ Electronic Funds Transfer

☐ HP: PayPal

☒ JS: Bambora Checkout

☐ HP: Exact

☐ Visa

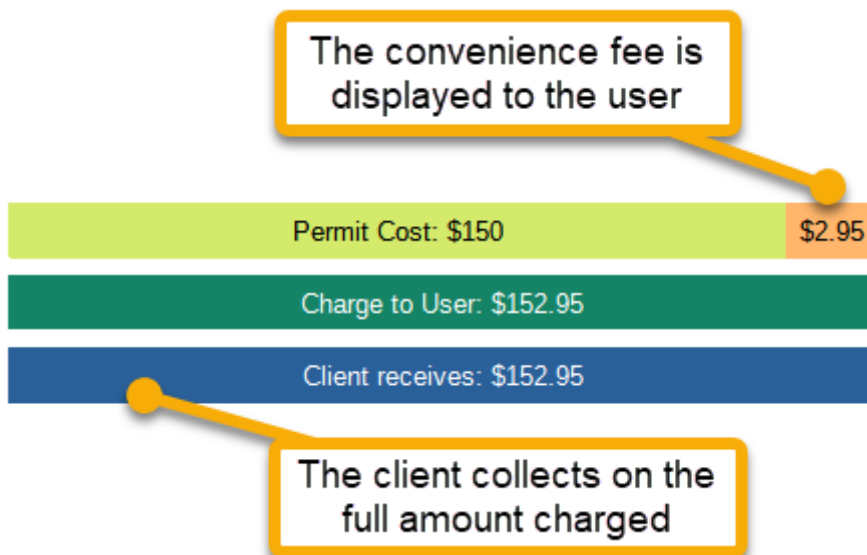
Fee Limitations:

- Fees are applied once per fee type per order. This means if a fee is for permits, that if it is one permit or five permits, a single fee is applied to the order.
- Fees are flat rate. There is no percentage based fee at this time.
- Fees are not sent to the payment provider as a secondary item. Only the grand total is sent.

Fee Examples:

Admin collected fees:

In these scenarios, the admin charges a fee and keeps the full amount. The fee is to cover their own cost. OPS-COM does not collect on any of these fees as the client receives the full amount charged including the fee.



Admin collected fee for collecting cash and cheques:

The admin wants users to use online payment providers to collect payment. When a user pays for an item with cash or cheque, this puts an increased burden on the admin and this fee is set up as a deterrent. The setup would apply to all item types but only apply to payment types of cash. The following is how you would set this up:

Enabled☒

Amount

Text	Language	Translation
Fee Label	English (en)	<input type="text" value="Cash Processing Fee"/>
	Français (fr)	<input type="text"/>

Apply to purchases with at least one of the following items:

☒ Apply to all

☐ Access Cards

☐ Deposits

☐ Lockers

☐ Temp Permits

☐ Adjustments/Refunds

☐ Invoices

☐ Permits

☐ Violations

Apply to purchases made with the following payment type:

☐ Apply to all

☒ Cash

☒ Money Order

☐ Visa

☐ Debit Card

☐ Student Account

☐ Visa (External)

☐ CampusCard (External)

☐ Paid through Collections

☐ Visa (Adjustment)

☒ Cheque

☐ Payroll Deduction

☐ Mastercard

☐ Internal Payment

☐ CampusCard

☐ Mastercard (External)

☐ No Charge/Complimentary

☐ ICB

☐ Mastercard (Adjustment)

Admin collected fee for permits

In this scenario, we will assume that permits are sent to a thirdparty for enforcement, but the third party charges \$0.50 per permit they have to enforce. The client wishes to pass this cost onto the user. The fee will apply to all payment types, but only on permits and temp permits. The setup will look as follows:

Enabled☒

Amount

Text	Language	Translation
Fee Label	English (en)	<input type="text" value="Permit Handling Fee"/>
	Français (fr_ca)	<input type="text"/>

Apply to purchases with at least one of the following items:

☐ Apply to all

☐ Access Cards

☐ Deposits

☐ Lockers

☒ Temp Permits

☐ Adjustments/Refunds

☐ Invoices

☒ Permits

☐ Violations

Apply to purchases made with the following payment type:

☒ Apply to all

☐ Cash

☐ Money Order

☐ Visa

☐ Debit Card

☐ Student Account

☐ Visa (External)

☐ CampusCard (External)

☐ Paid through Collections

☐ Visa (Adjustment)

☐ Cheque

☐ Payroll Deduction

☐ Mastercard

☐ Internal Payment

☐ CampusCard

☐ Mastercard (External)

☐ No Charge/Complimentary

☐ ICB

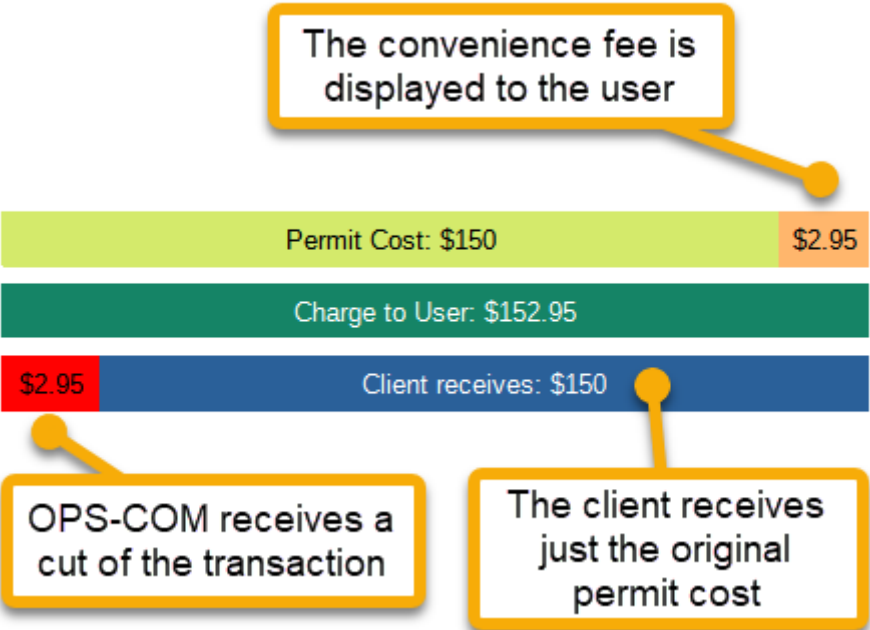
☐ Mastercard (Adjustment)

OPS-COM collected transaction fees

In these scenarios, there is a transaction fee that is set up on the payment provider that will deduct a specific amount from every transaction. At the time of this writing, it is a flat rate per account. Different fee rates based on different items (violations, permits, lockers, etc) will require different accounts to be used per item type.

Admin charges a convenience fee to cover the transaction fee

The agreement that all permits will incur a \$2.95 transaction fee to be paid to OPS-COM is set up with the payment provider and the client. The client still wants to receive the full \$150 for the permit that is purchased so they set up a convenience fee will be a charged when selecting this payment type.



Setup as follows:

Enabled☒

Amount

Text	Language	Translation
Fee Label	English (en)	<input type="text" value="Transaction Fee"/>
	Français (fr)	<input type="text"/>

Apply to purchases with at least one of the following items:

☒ Apply to all

☐ Access Cards

☐ Deposits

☐ Lockers

☐ Temp Permits

☐ Adjustments/Refunds

☐ Invoices

☐ Permits

☐ Violations

Apply to purchases made with the following payment type:

☐ Apply to all

☐ Cash

☐ No Charge/Complimentary

☐ CampusCard

☐ ParkAdmin Credit

☐ Other Refund

☐ Banner Payment

☐ Payroll Deduction

☐ Paid through Collections

☐ Other

☐ Cash Refund

☒ HP: EdgeExpress

☐ Electronic Funds Transfer

Admin includes the transaction fee in the price of the item

The agreement that all permits will incur a \$2.95 transaction fee to be paid to OPS-COM is set up with the payment provider and the client. The difference here is that the client will include the fee in the cost of the item. If a permit costs \$150, then \$2.95 of that will be sent to OPS-COM leaving the client with \$147.05. There is no setup for fees in this scenario. If you want to inform the users that there is a transaction fee and that it is included, you will need to update a footer stating that the final amount includes the transaction fee.

