

Spoiling a Violation

How to Spoil a Violation

To spoil a violation start by searching for the violation through the **Quick Search** or **Violation Search** tool.

Branch: testing
Client Time: Aug 6, 2019

VIOLATIONS

TT-10251 : Aug-06-2019	\$50.00	JROCK - ON
------------------------	---------	------------

Found 1 matching records.

Drill into the payment details on the **Violation Information** page

Listing 1 records



TICKET #	USERNAME ?	PLATE	PROV	DESCRIPTION	STATUS	AMOUNT
TT-10251	jrockwood	JROCK	ON	Parked - Expired Parking Permit <small>ISSUED: Aug. 6, 2019 13:41 DUE: Aug. 26, 2019 Private Property</small>	under review	40.00


Page Total: \$40.00
Unpaid/Outstanding: \$40.00

The listed Permit # is at the time of violation being issued.



Select **Edit** at the top right of the violation and change the **Spoiled** status from **Valid - not spoiled** to **Spoiled**.

Edit Violation Information

 Spoiled:	Valid - not spoiled ▼	
Ticket Number:	TT 48354	
 Warning:	<input type="checkbox"/>	
Ticket Type:	Private Property ▼	

Ticket Appealed:	Aug 6, 2019 13:45 	by Online ▼
Fine Action:	▼ Value: 10.00	(dollar value to subtract from fine)
Appeal Reason:	<div>test appeal with character limit</div>	
Appeal Admin Comment:	<div></div>	

Licence plate:	JROCK	View info
Province:	Ontario	

Date Issued:	Aug 6, 2019 13:41 
Date Due:	Aug 26, 2019 

Offence Location:	Arena ▼
Towing Charge:	\$ 0.00

Offence:	*\$50.00 : Parked - Expired Parking Permit ▼	\$ 50.00
Offence:	▼	\$

Add Another Offence

Submit the changed violation details and your ticket will now be marked as **Spoiled** the next time you go to search for it.

Revision #2

Created 8 May 2024 09:43:55

Updated 11 September 2024 13:40:49