

LPR Scanning

Interpreting LPR flags

Here we have a typical LPR display. Notice the last read plate came from the right side Camera (indicated by the orange arrow beside the plate image)


PL8-RDR LPR Scanning

LPR Proxy Connected

STATUS


Any Parking Group

Any Zone



BVZT-282
2019 16:50:17


BVZT282-CANON
78.0



BVZT282

...

ON

 BVZT282

Chalked: 3 mins ago; no location details

RECENT LPR RESULTS

30

ARBW512-CANON	ARBW512	TT-mobile	81.0
AJ59962-CANON	AJ59962	TT-mobile	80.0
BLWW707-CANON	BLWW707	TT-mobile	74.0
BEKY531-CANON	BEKY531	TT-mobile	83.0
BEKS401-CANON	BEKS401	TT-mobile	78.0
BBKP924-CANON	BBKP924	TT-mobile	77.0
AWTP112-CANON	AWTP112	TT-mobile	78.0
AWAJ471-CANON	AWAJ471	TT-mobile	75.0

Running Scan Total

The running total of how many reads you have done in a session is located on the right, just above the read list.

In this case we have 30 reads total.

PL8-RDR LPR Scanning

LPR Proxy Connected STATUS

Any Parking Group Any Zone

BVZT-282
2019 16:50:17

BVZT282-CANON
78.0

BVZT282

ON

BVZT282
Chalked: 3 mins ago; no location details

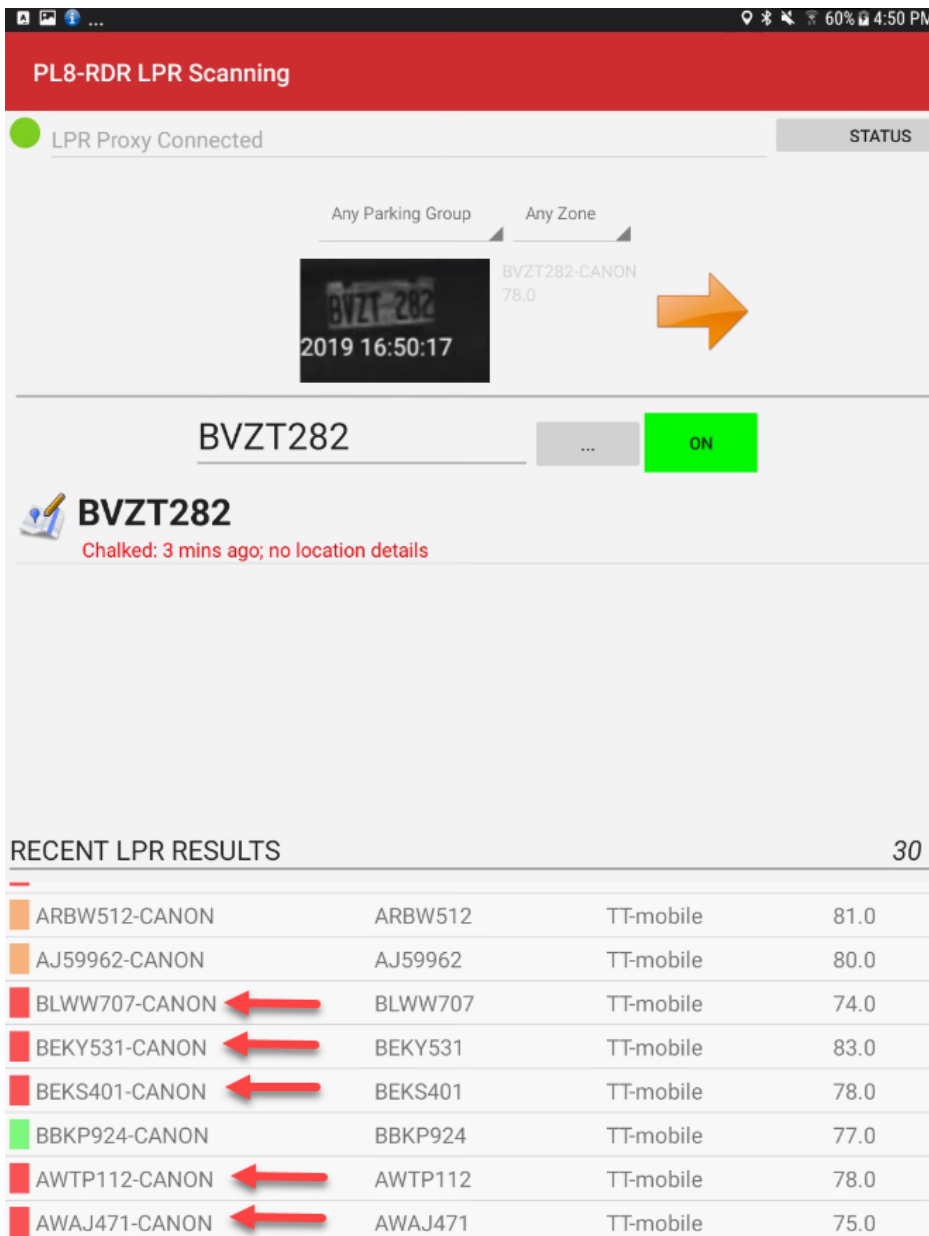
RECENT LPR RESULTS 30

ARBW512-CANON	ARBW512	TT-mobile	81.0
AJ59962-CANON	AJ59962	TT-mobile	80.0
BLWW707-CANON	BLWW707	TT-mobile	74.0
BEKY531-CANON	BEKY531	TT-mobile	83.0
BEKS401-CANON	BEKS401	TT-mobile	78.0
BBKP924-CANON	BBKP924	TT-mobile	77.0
AWTP112-CANON	AWTP112	TT-mobile	78.0
AWAJ471-CANON	AWAJ471	TT-mobile	75.0

Visual Indicators During Scanning

Plates in Violation

Reads that are in violation are indicated by a red flag.



Plates that are Valid

Reads that are valid are flagged as green.

Valid reads will list on the handheld unit but will not be chalked or passed into the system as part of the LPR events report.

PL8-RDR LPR Scanning

LPR Proxy Connected

STATUS

Any Parking Group

Any Zone

BVZT-282

2019 16:50:17

BVZT282-CANON

78.0

→

BVZT282

...

ON

📌

BVZT282

Chalked: 3 mins ago; no location details

RECENT LPR RESULTS

30

ARBW512-CANON	ARBW512	TT-mobile	81.0
AJ59962-CANON	AJ59962	TT-mobile	80.0
BLWW707-CANON	BLWW707	TT-mobile	74.0
BEKY531-CANON	BEKY531	TT-mobile	83.0
BEKS401-CANON	BEKS401	TT-mobile	78.0
BBKP924-CANON	BBKP924	TT-mobile	77.0
AWTP112-CANON	AWTP112	TT-mobile	78.0
AWAJ471-CANON	AWAJ471	TT-mobile	75.0

Plates Chalked

Reads that are still in the grace period configured in your system will be indicated by an orange flag.

PL8-RDR LPR Scanning

LPR Proxy Connected

STATUS

Any Parking Group

Any Zone

BVZT282-CANON

78.0

→

BVZT282

...

ON

BVZT282

Chalked: 3 mins ago; no location details

RECENT LPR RESULTS

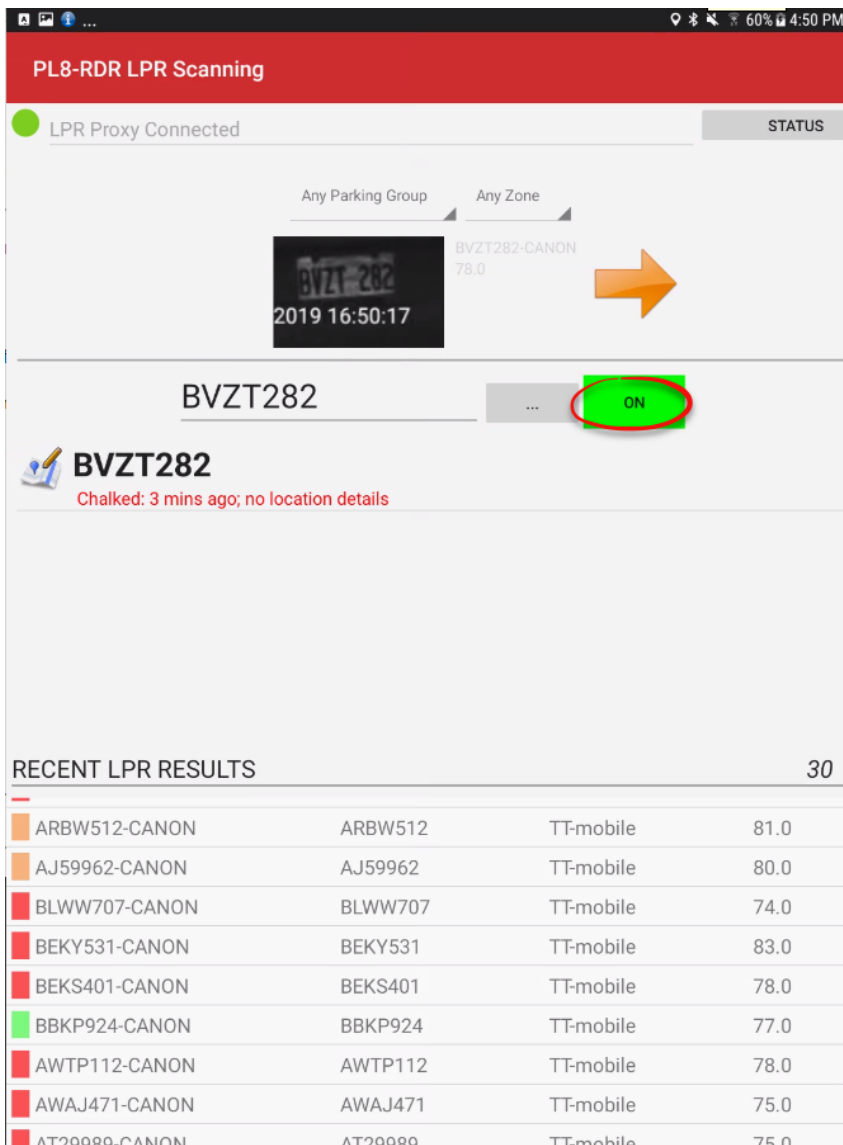
30

	ARBW512-CANON	ARBW512	TT-mobile	81.0
	AJ59962-CANON	AJ59962	TT-mobile	80.0
	BLWW707-CANON	BLWW707	TT-mobile	74.0
	BEKY531-CANON	BEKY531	TT-mobile	83.0
	BEKS401-CANON	BEKS401	TT-mobile	78.0
	BBKP924-CANON	BBKP924	TT-mobile	77.0
	AWTP112-CANON	AWTP112	TT-mobile	78.0
	AWAJ471-CANON	AWAJ471	TT-mobile	75.0

Toggle PL8-RDR Scanning

When editing a plate read the system will go into offline mode. This is indicated by the green button shown below changing to red.

To continue scanning plates be sure to engage the ON button, make sure it's green before continuing.



Scan for Plates-of-Interest Only

Alert-only scanning can be done by selecting the toggle at the top of the PL8RDR LPR Scanning panel.

Once selected:

- no permit validation will be performed
- vehicles will continue to be chalked
- alert notifications will be presented if a vehicle of interest is "seen"