

OperationsCommander - <https://opscom.wiki>

## Chalks Tab

### Review Past Chalk Items

In the **Chalks** tab you are able to see a number of items.

- Chalks are listed from the most recent to the oldest.
- There is a map location that illustrates where the vehicle was chalked
- There is a date and time stamp for the chalk event
- There is a camera icon that can be tapped to display the image that was taken with the chalk event. See below.
- There is a comment displayed on two of the items. This comment is made at the time of chalking. See below.
- There is also a distance in meters reading that indicates the distance from the first chalk record to your present position.



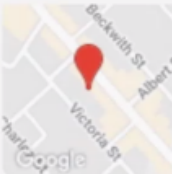

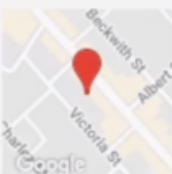

## Vehicle Details

● APVK123-ON passenger  
[ACTIVE] Grey Ford Hatchback

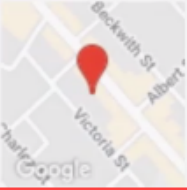

PERMITS VIOLATIONS **CHALKS**

### Recent Chalk Records

Listing the last 3 chalks.

	2018-11-30 13:47 	APVK123 3 m	john.tomahawk PATROL
	2018-11-29 10:12  second chalk vehicle moved across lot	APVK123 3 m	John.tomahawk PATROL
	2018-11-29 09:49  Parked on private property	APVK123 3 m	John.tomahawk PATROL

Here is a closer look at one of these listings:

	2018-11-29 09:49	APVK123 3 m	John.tomahawk PATROL
 Parked on private property			

## Review Chalk Images

By tapping on the camera icon you will see the image you captured at the time you performed your chalking event.

# PL8-RDR LPR Scanning

CLOSE



Nov-29-2018 10:11:00

## Review Map and Chalk Comments

For the comment that appears in the records above. Here is the chalking screen.

You can see where the patrol officer added the comment.


# Virtual Chalking

APVK123

Ontario

Passenger

Administration Building



Parked on private property

CANCEL

SAVE

## RECENT CHALK RECORDS

