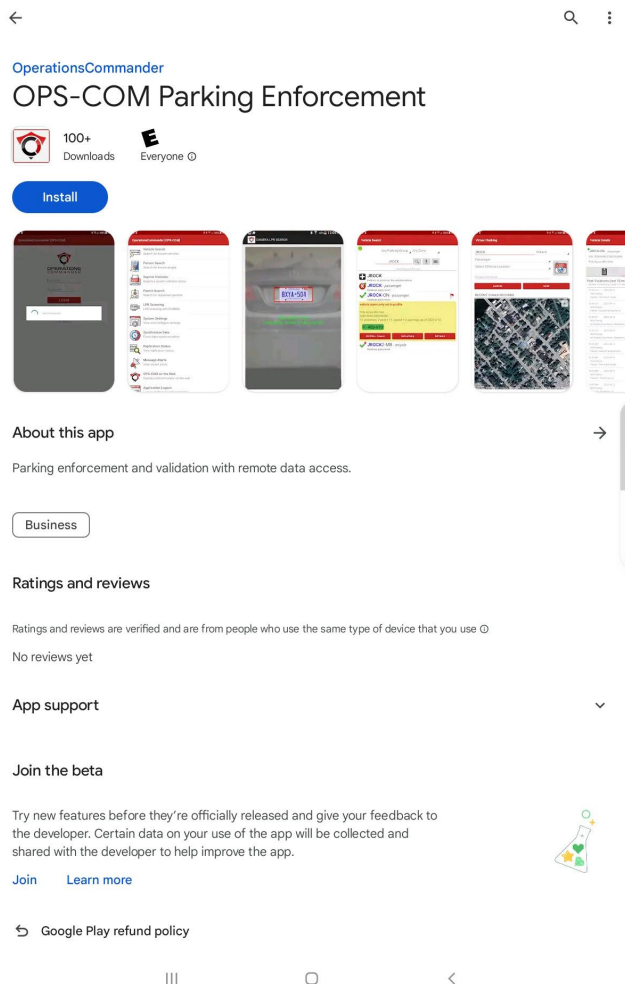


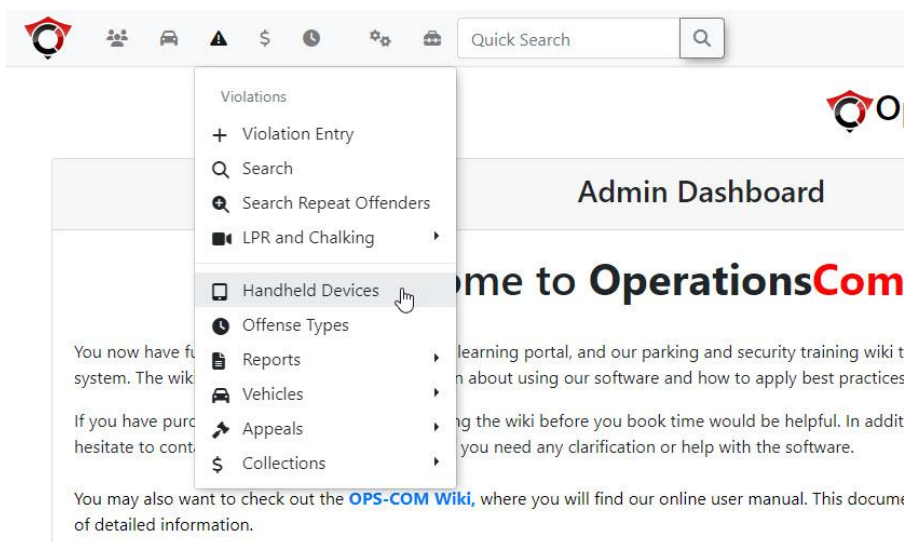
OperationsCommander - <https://opscom.wiki>

## Set Up Your Device for OPSCOM

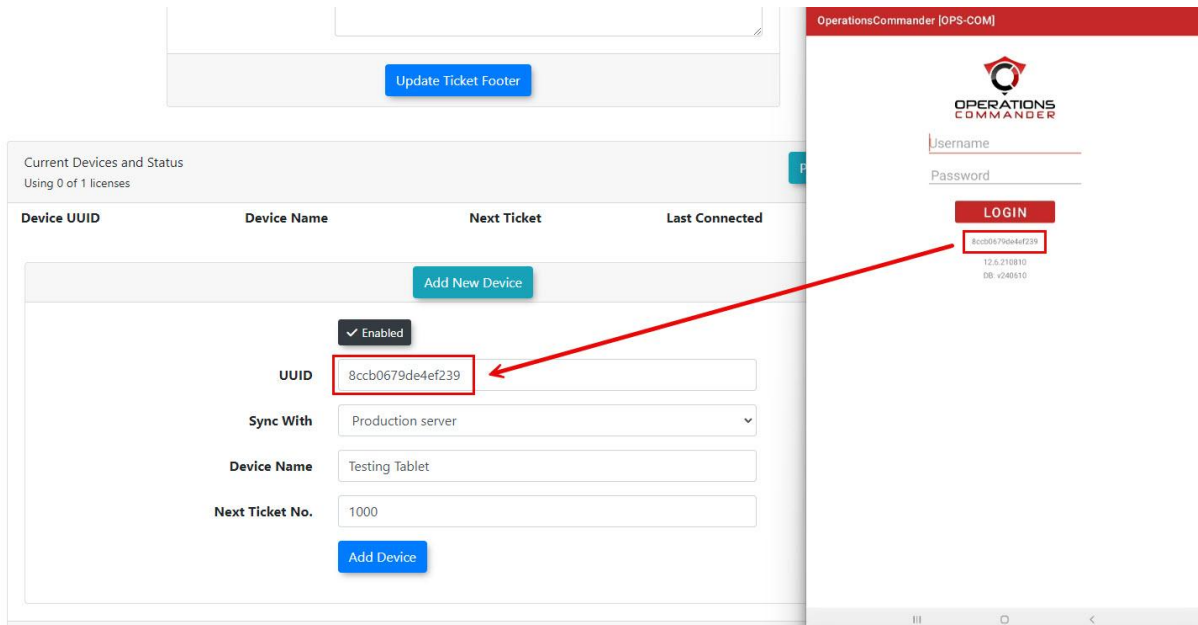
1. Install "OPSCOM Parking Enforcement" from the Google Play Store.



2. On a computer, log in to your OPSCOM admin website. Navigate to *Violations* → *Handheld Devices*.



3. Click "Add New Device". Open the app to find the UUID on the login screen; set Device Name to be whatever you choose; leave everything else as default. Click "Add Device".



4. Finally, you'll need to **uninstall and reinstall** "OPSCOM Parking Enforcement". After that, you are good to go! Log in to the app using the same credentials you use for the admin website to start enforcing.
5. Need help with anything? Send an email to [support@ops-com.com](mailto:support@ops-com.com) and our team will be happy to assist you.

Take Command of Your Parking and Security - <https://OperationsCommander.com>

Revision #15

Created 24 July 2024 15:38:45

Updated 17 June 2025 12:09:08