

Permit Purchase by an Admin

Purchasing a Permit

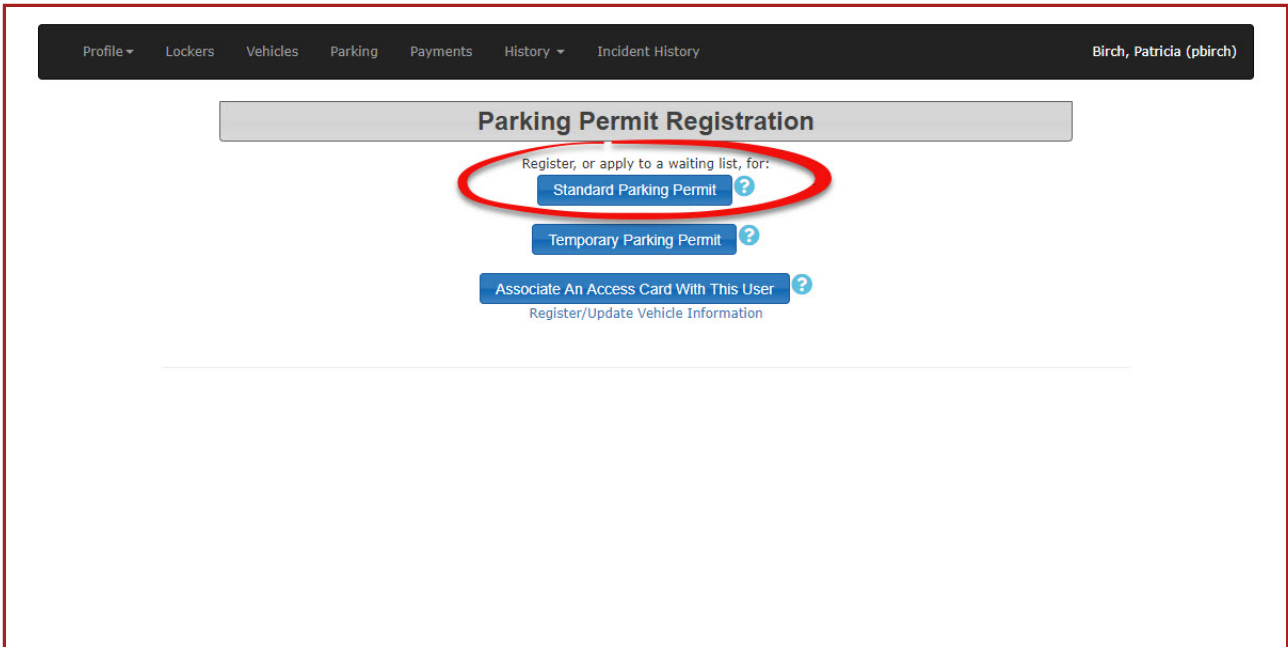
1. To begin go to **pbirch's** user profile and click on the **Parking** menu item.

The screenshot shows the user profile page for Patricia Birch (pbirch) in the OperationsCommander system. The 'Parking' menu item is highlighted in the top navigation bar. The page is divided into several sections:

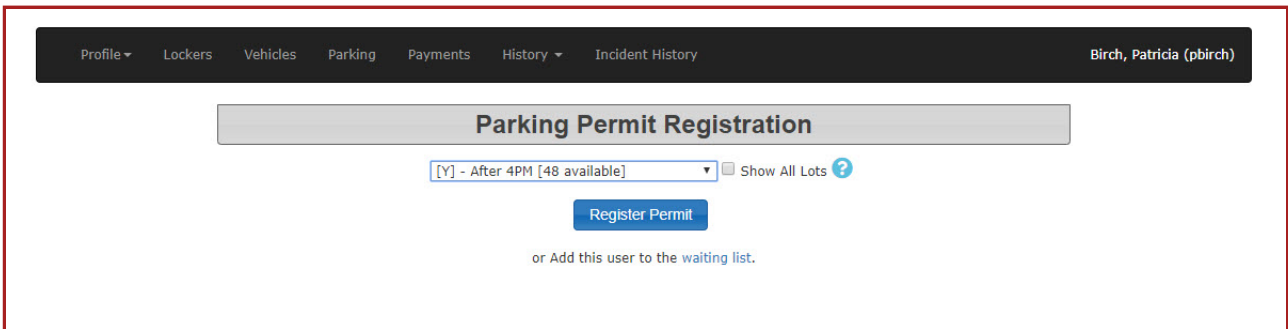
- Basic Profile Information:** Includes fields for Enabled (Yes), User Directory (OPSCOM), User Type (Full Time Staff), Username (pbirch), Name (Dr. Patricia x Birch), Email Address (pbirch@xperience.ca), and Auto Login Address (Login as user).
- Active Address:** Includes fields for Address (2134 ewrs), City (Ottawa), Province (Ontario), and Postal Code (K2G1G4).
- Vehicles:** A table showing one vehicle: Active, Plate BIRCH, Type Commercial, Province Quebec, Make Chrysler, Year 2009.
- Violations:** A table showing two violations: Ticket TT-10003 (Issued Feb. 21, 2018, Value 150.00, Notes Overdue) and Ticket TT-10014 (Issued Mar. 12, 2019, Value 50.00, Notes Overdue).
- User Notes:** A section for adding notes, with a recent note from Tomahawk dated May 18, 2018 at 1:41 pm, containing the text: "05/18 Tester Notes - Payroll Subscription, Monthly 1805 allocation, Permit #G100, no company".

2. The screen will refresh with the following option screen. You may purchase a **Standard Permit**, a **Temporary Permit** or **Associate an Access Card with the User** from this screen.

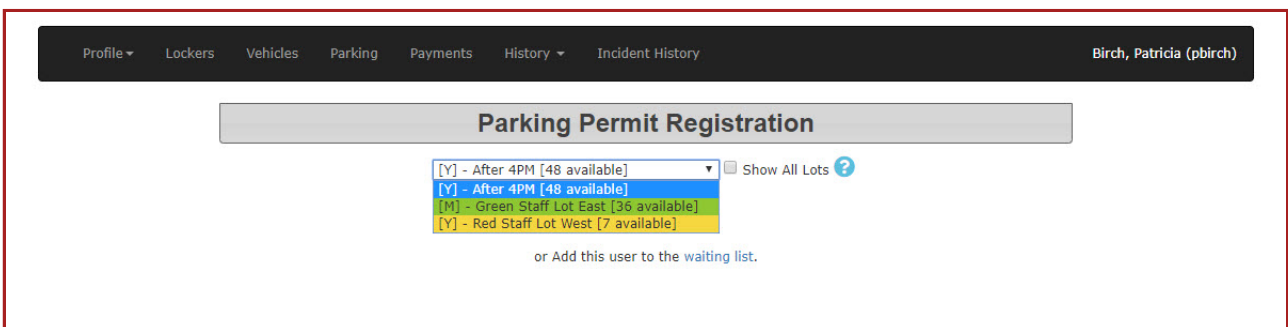
In our case we will select a Standard Parking Permit.



3. The screen will refresh with the lot selection tool.

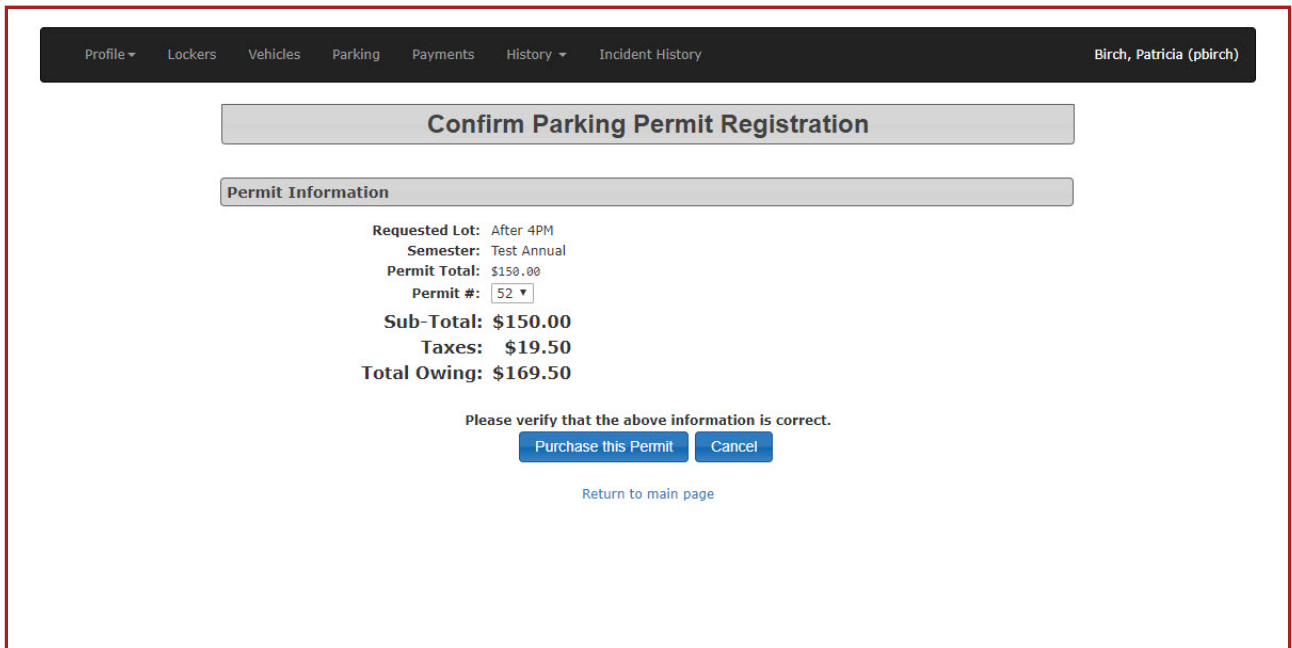


The drop down allows the admin to select various lots that are available for this user based on user type. In this scenario lots available to staff members can be selected.



As suggested we will select the **Yearly After 4PM lot**. Notice the number of available spaces in each lot is displayed here as well.

4. The screen will refresh with a confirmation screen that displays the purchase details.



The screenshot shows a web application interface with a dark navigation bar at the top containing links for Profile, Lockers, Vehicles, Parking, Payments, History, and Incident History. The user's name, Birch, Patricia (pbirch), is displayed in the top right corner. The main content area is titled "Confirm Parking Permit Registration" and contains a "Permit Information" section. This section lists the following details: Requested Lot: After 4PM, Semester: Test Annual, Permit Total: \$150.00, Permit #: 52 (with a dropdown arrow), Sub-Total: \$150.00, Taxes: \$19.50, and Total Owning: \$169.50. Below the information, there is a prompt to verify the information, followed by "Purchase this Permit" and "Cancel" buttons, and a "Return to main page" link.

Permit Information	
Requested Lot:	After 4PM
Semester:	Test Annual
Permit Total:	\$150.00
Permit #:	52 ▾
Sub-Total:	\$150.00
Taxes:	\$19.50
Total Owning:	\$169.50

The system will bring up the next available permit in sequence by default, however if there were a requirement to have a specific permit issued to the user, the admin may expand the **permit #** drop down to select a specific permit.

Confirm Parking Permit Registration

Permit Information

Requested Lot: After 4PM
Semester: Test Annual
Permit Total: \$150.00

Permit #: 52 ▾
Sub-Total: 52 ▲ 0.00
Taxes: 54 ▲ 9.50
Total Owning: 56 ▲ 9.50

Please verify that the above information is correct.

[Return to main page](#)

Once the permit is selected Click on **Purchase this Permit** to proceed.

5. The screen will refresh with the **Payments Screen** listing the permit as well as any other payment that would be due at this time. Click **Proceed to Payment** to continue.

Profile ▾ Lockers Vehicles Parking Payments History ▾ Incident History Birch, Patricia (pbirch)

Payments Due

Locker Payments

No pending locker payments.

Invoice Payments

No pending invoices.

Parking Permit Payments

Submit Date	Permit No.	Amount	
<input checked="" type="checkbox"/> Apr. 18, 2019	52	\$150.00	Remove
		Taxes:	\$19.50
		Total:	\$169.50

Temp. Permit Payments

No pending permit payments.

Access Card Payments

No pending access card payments.

6. The screen will refresh with the **Payment Type** selection tool.

Payments Due

Parking Permit Payments

Submit Date	Permit No.	Amount
Apr. 18, 2019	52	\$150.00
	Taxes:	\$19.50
	Total:	\$169.50

Taxes: \$19.50**Total: \$169.50**

Make Payment Online

In person payments can be made at Security Services.92 Bridge Street, Suite 101
Carleton Place, Ontario K7C 2V3

Payment Method

Select Method ▾

Submit Payment Information

The admin may select whatever payment type they wish to process this payment with from the drop down list.

In our case we will select **cash** as the payment type. Click **Submit Payment Type** to proceed.

Profile Lockers Vehicles Parking Payments History Incident History Birch, Patricia (pbirch)

Payments Due

Parking Permit Payments

Submit Date	Permit No.	Select Method	Amount
Apr. 18, 2019		Cash	52 \$150.00
			5: \$19.50
			l: \$169.50

Taxes: \$19.50
Total: \$169.50

Make Payment Online

In person payments can be made at:
 92 Bridge Street, Suite 101
 Carleton Place, Ontario K7C 2V3

Payment Method Cash

Submit Payment Information

7. The screen will refresh with a confirmation screen showing the payment details with totals. Click on **Confirm Payment Information** to proceed.

Profile ▾ Lockers Vehicles Parking Payments History ▾ Incident History Birch, Patricia (pbirch)

Payments Due

Parking Permit Payments

Submit Date	Permit No.	Amount
Apr 18, 2019	52	\$150.00
		Taxes: \$19.50
		Total: \$169.50

Taxes: \$19.50
Total: \$169.50

Make Payment Online

Cash, Cheque, Money Order payments can be delivered to Parking Services.

92 Bridge Street, Suite 101
 Carleton Place, Ontario K7C 2V3

Payment Method Cash

[Confirm Payment Information](#)

8. The screen will refresh with the **Transaction Details** screen. There are several sections on this screen that display specific information about your transaction.

1- The **Confirmation Number** for this transaction.

2- The **Submit Date** along with a **View Snapshot** link which allows you to see the payment information for this purchase, however, it does not allow you to drill into the details of each transaction from the snapshot (In the example below, Permit No. 60). It will only display the total of all items and the value of each item individually.

Purchase Transaction Record

This is for historical purposes only as the payment could have been dropped or refunded.
The snapshot shows what a payment was applied against at the time of purchase.

Parking Permit Payments

Submit Date	Permit No.	Amount
Jun. 28, 2018		60 \$150.00
		Taxes: \$19.50
		Total: \$169.50

Taxes: \$19.50
Total: \$169.50

[Close Window](#)

3- The **Payment Method** which can actually be changed at this point if needed.

4- Three options are available:

Process Manually which will complete the purchase

Cancel & Keep which will cancel the transaction but keep the transaction details and reserve the permit so that you can process the payment at another time.

Click on **Process Manually** to complete the purchase.

Transaction Details

Receipt header beside HST in a table

HST #1234556789

Lorem ipsum dolor sit amet, consectetur adipiscing elit, sed do eiusmod tempor incididunt ut labore et dolore magna aliqua. Ut enim ad minim veniam, quis nostrud exercitation ullamco laboris nisi ut aliquip ex ea commodo consequat.

Duis aute irure dolor in reprehenderit in voluptate velit esse cillum dolore eu fugiat nulla pariatur. Excepteur sint occaecat cupidatat non proident, sunt in culpa qui officia deserunt mollit anim id est laborum.

Confirmation Number: 22107P351608 **1**

User: Patricia Birch [pbirch]

Amount: \$169.50

Submit Date: Apr. 18, 2019 @ 9:46am [View Snapshot ?](#) **2**

Comment:

Payment Method: [Change](#) **3**

[Process Manually](#)

[Cancel & Keep](#)

[Cancel & Release](#) **4**

Permits:

	Submit Date	Permit No.	Amount
[ADJUST]	Test Annual [Apr. 18, 2019]	52	\$150.00
			Taxes: \$19.50
View User Info			Total: \$169.50

Total: \$169.50

1. The screen will refresh with the final Transaction Detail screen. This information screen can be accessed in the future from the user's history in order to view this information.

The admin has the option from this screen to perform a refund if needed.

Transaction Details

Receipt header beside HST in a table

HST #1234556789

Lorem ipsum dolor sit amet, consectetur adipiscing elit, sed do eiusmod tempor incididunt ut labore et dolore magna aliqua. Ut enim ad minim veniam, quis nostrud exercitation ullamco laboris nisi ut aliquip ex ea commodo consequat.

Duis aute irure dolor in reprehenderit in voluptate velit esse cillum dolore eu fugiat nulla pariatur. Excepteur sint occaecat cupidatat non proident, sunt in culpa qui officia deserunt mollit anim id est laborum.

Confirmation Number: 22107P351608

User: Patricia Birch [pbirch]

Amount: \$169.50

Submit Date: Apr. 18, 2019 @ 9:46am [View Snapshot](#) ?

Comment: Online Payment

Payment Method: Cash

Processed: Apr. 18, 2019 @ 9:52am

Processed By: john.tomahawk

[Refund](#)

Permits:

	Submit Date	Permit No.	Amount
[ADJUST]	Test Annual [Apr. 18, 2019]	52	\$150.00
		Taxes:	\$19.50
View User Info		Total:	\$169.50

Total: \$169.50

Payment Notes

Payment Notes allow Admins to annotate refunds and other payment anomalies. These notes are private and not visible to the end user.

Confirmation Number: 2224604127597

User: Patricia Birch [pbirch]

Amount: \$353.40

Submit Date: Sep. 4, 2019 @ 11:27am [View Snapshot ?](#)

Comment: Online Payment

Payment Method: Cash

Temp. Permits:

	Submit Date	Permit No.	Amount
[ADJUST]	[Mar. 2, 2019]	4	\$180.00
Taxes:			\$23.40
Total:			\$203.40

[View User Info](#)

Violations:

	Issued Date	Ticket #	Amount
	Feb. 21, 2018	TT-10003	\$150.00
Total:			\$150.00

Total: \$353.40

Payment Notes [?](#)

Enter any notes, reminders, or additional information in this area.

Take Command of Your Parking and Security - <https://OperationsCommander.com>

Revision #2

Created 14 May 2024 08:35:19

Updated 25 June 2025 14:21:57