

OperationsCommander - <https://opscom.wiki>

Public-Facing Lot Pages

Overview

Within the system, there is the option to create a custom lots page, which will display a list of lots that users can book from.

The page consists of two subpages:

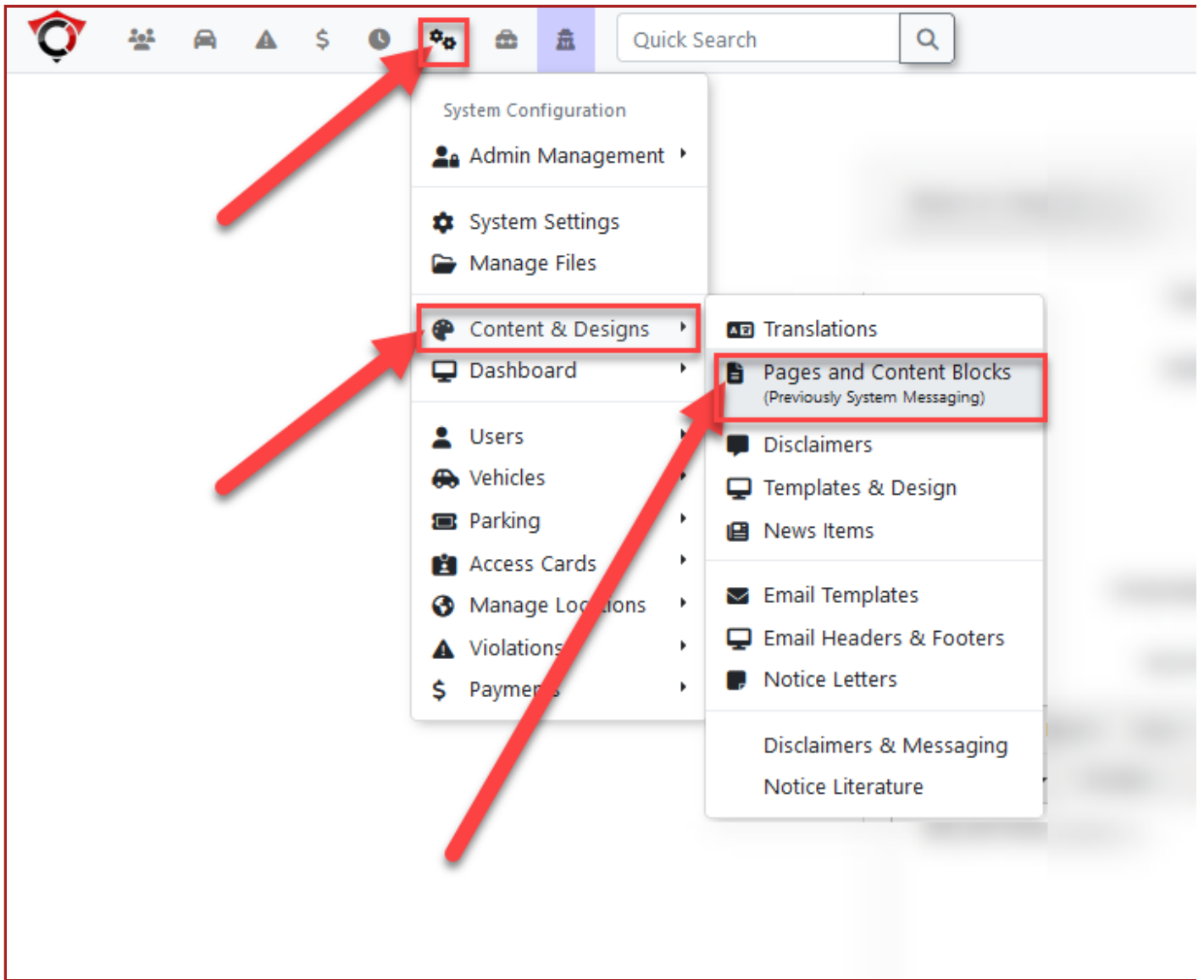
- Lots List - Contains the list of lots on the system for the user to choose from
- Lot Detail - Contains detailed information pertaining to the lot selected by the user

Setting up these pages requires the use of shortcodes within the system.

Page Setup

The custom pages can be setup from the **Pages and Content Blocks** page.

It can be found under **System Configuration → Content & Designs → Pages and Content Blocks**



Pages and Content Blocks

The pages and content blocks section, or system messaging, allows the setup of custom user pages.

Shortcodes

A shortcode is a bit of text that has been coded to return a specific value when placed within the body of the page layout.

The value it returns can be anything from single variable, to a module laid out within a template, like a table or a form.

A shortcode looks like this: **[lots_list]**

In this case, the shortcode returns a list of the lots in the system.

By placing the shortcode in the body of the message, it will show up on the corresponding page in that location. Shortcodes will be used to create the layout of the lot subpages.

Lot List Page

The first subpage that must be created is the page where the list of lots will appear.

It does not need to have a dedicated page, and the lot list can be placed on any custom page that is wanted.

In this example, the lots list will be placed on a custom page.

Manage System Messaging

Return to Template ListDelete Page

Title

Path The path after the domain. i.e.
login
/ This is the home page
lockers/area/1

Visible

Language

Layout

File - Edit - Insert - View - Format - Table - Tools -

← → + - Formats - **B** *I* A - A - [List Icons] [Link] [Image] [Help]

[lots_list]

Powered by TinyMCE
Words: 1

The path that is chosen here is what the path will be in the url. This would make the lots_list module show up when the address has /lots at the end of the base URL.

The lots list is a module, meaning its appearance is fixed and cannot be modified further. Only its location on the site can be customized.

Lot List Shortcode

The shortcodes must be typed exactly as they appear, or they will not work.

There is only one short code relevant to the lot lists page:

S	D	A
h	e	d
o	s	d
r	c	it
t	ri	i
c	p	o
o	ti	n
d	o	a
e	n	l
		O
		p
		ti
		o
		n
		s

S	D	A
h	e	d
o	s	d
r	c	i
t	r	t
c	i	o
o	p	n
d	t	a
e	i	l
	n	O
		p
		t
		i
		o
		n
		s

```
[lots_list]
```

```
display_satisfiestoincludethe_hidden_elements_availability
```

```
[lots_list = 1]
```

- By default, lots set

Additional options are modifiers that can be added to the base shortcode to influence the output. Multiple can be chained together at once. For instance, both additional options can be included in the lot list shortcode by writing it like this:

- **[lots_list include_hidden=1 only_text2parkme=1]**

Lot Detail Page

The specific lot detail page is set up a bit differently from the lot list page, in that it is coded to only work if the path is set as **--lots-detail**.

This will make the details for the individual lot that is selected appear for the path `/lots/{id}`, with the id supplied being passed to the page to fetch the correct lot information.

The information that goes on this page can be customized to include anything from the relevant shortcodes, but should at least include the permit cost and buy now button.

Manage System Messaging

[Return to Template List](#)

[Delete Page](#)

Title

Path

The path after the domain. i.e.
login
/ This is the home page
lockers/area/1

Visible

Language

Layout

File - Edit - Insert - View - Format - Table - Tools -

← → + - Formats - **B** *I* A - A - [List Icons]

[values show=lotname] [values show=lottype]

Lot ID [values show=lotnameid]
Yearly cost [values show=defaultcost format=currency]
[values show=location]

[lot show=buy_now]
[lot show=map]

Powered by TinyMCE

h2 > strong

Words: 35

[Save Messaging](#)

Lot Details Shortcodes

Here is a list of the shortcodes that are related to the lot details page.

The shortcodes must be typed exactly as they appear, or they will not work.

Sh ort co de	De scr ipt ion
-----------------------	-------------------------

Short code	Description
[value shows w=lot name]	Displays the name of the lot.
[value shows w=lott type]	Displays the initial of the lot's type.
[value shows w=lot name id]	Displays the lot's id.

[value shows w= def aul tco st for ma t=c urr enc y]	Dis pla ys ho w w mu ch ren tin g a per mit for the lot cos ts.
--	--

[value shows w= location]	Displays the location set for the lot. It is an address or a short description.
[value shows w= textcode]	The Text2Park Me code for the lot.

[value shows work rate per 10 Min for ma t=c urr enc y]	The Text 2P ark Me rate e for the lot.
---	---

[lot
sho
w=
bu
y_n
ow]

Dis
pla
ys
a
but
ton
tha
t
will
tak
e
the
use
r to
the
pa
ge
to
pur
cha
se
a
per
mit
for
the
lot.
Will
tak
e
the
use
r to
the
logi
n
scr
ee
n if
the

[lot
sho
w=
ma
p]

Dis
pla
ys
a
sm
all
ma
p
wit
h
the
lot'
s
loc
ati
on
acc
ord
ing
to
the
lati
tud
e
an
d
lon
git
ud
e
val
ues
tha
t
are
sto
red
for
it.

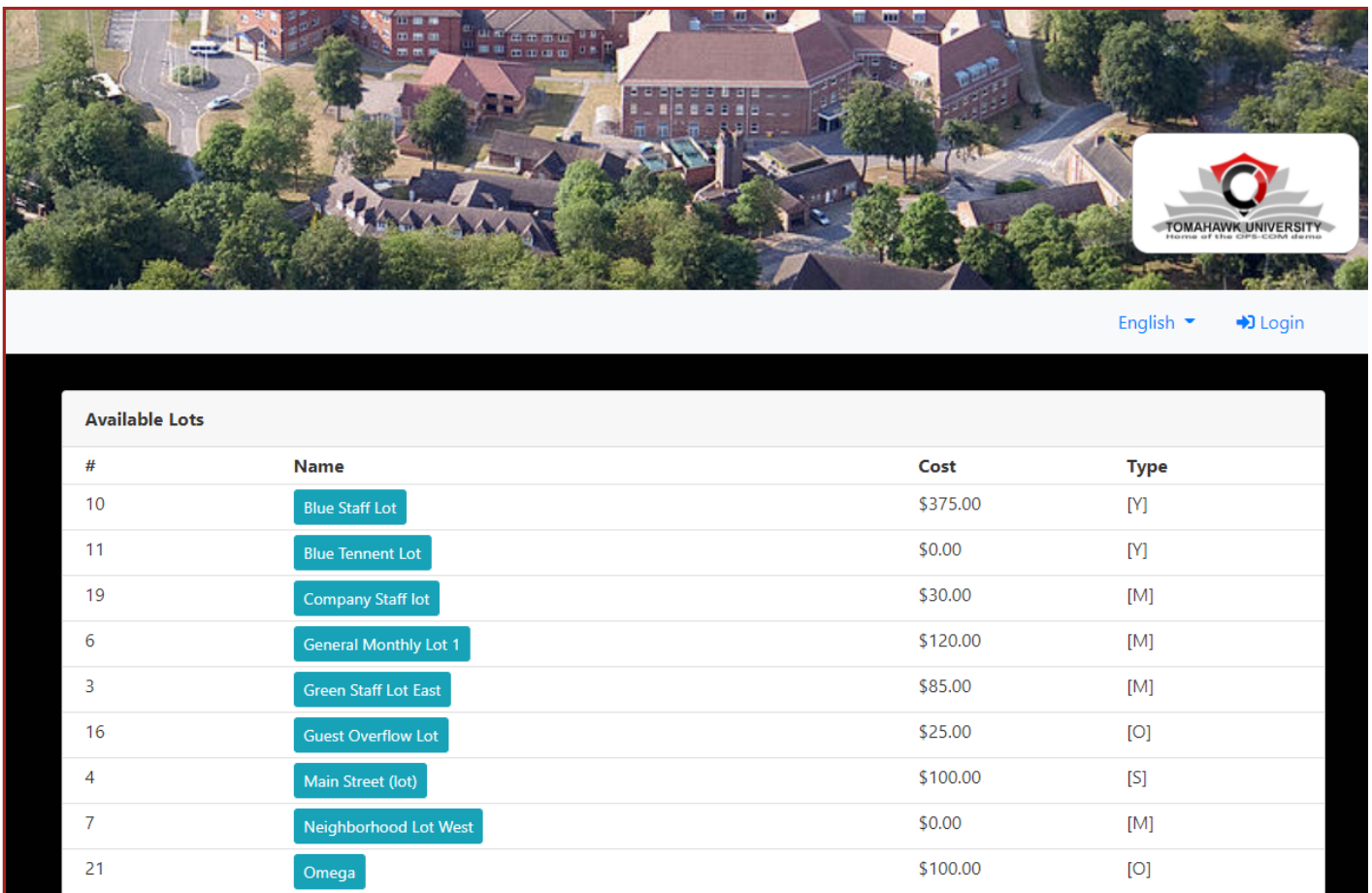
[lot
sho
w=
ph
oto
]

Dis
pla
ys
the
ph
oto
tha
t
has
be
en
sel
ect
ed
for
the
lot.
A
ph
oto
can
be
ass
ign
ed
fro
m
the
Lot
Ad
mi
nist
rati
on
pa
ge
/ad
mi
n/c
onf

User-Side Results

The Lot List Page

The lot list from the example appears on the website like this:



The screenshot shows the Tomahawk University website. At the top is an aerial view of the campus with the university logo in the bottom right corner. Below the image is a navigation bar with "English" and "Login" links. The main content area features a table titled "Available Lots" with the following data:

#	Name	Cost	Type
10	Blue Staff Lot	\$375.00	[Y]
11	Blue Tennent Lot	\$0.00	[Y]
19	Company Staff lot	\$30.00	[M]
6	General Monthly Lot 1	\$120.00	[M]
3	Green Staff Lot East	\$85.00	[M]
16	Guest Overflow Lot	\$25.00	[O]
4	Main Street (lot)	\$100.00	[S]
7	Neighborhood Lot West	\$0.00	[M]
21	Omega	\$100.00	[O]

The Lot Detail Page

The lot detail page from the example would appear on the website like this:

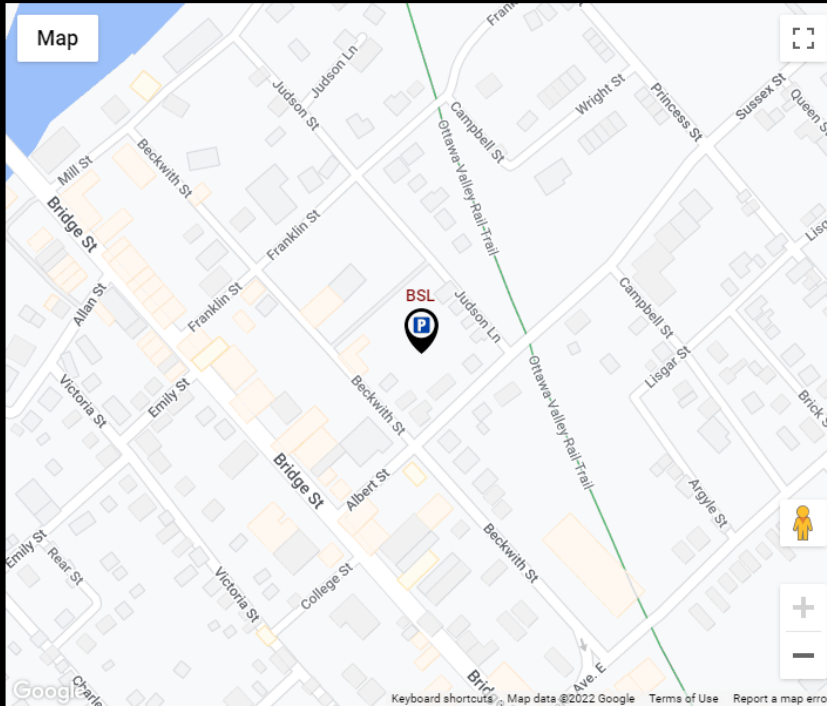
Blue Staff Lot [Y]

Lot ID 10

Yearly cost \$375.00

Located on the Northside of the campus near the library.

[Buy Now](#)



Take Command of Your Parking and Security - <https://OperationsCommander.com>

Revision #2

Created 22 May 2024 09:42:50

Updated 25 June 2025 14:41:45